



DESCRIZIONE TECNICA / TECHNICAL DESCRIPTION

N.B. GLI ELEMENTI COMPOSITIVI NON SONO VENDIBILI SINGOLARMENTE, MA SOLO IN UNA COMPOSIZIONE (VEDRE ALCUNI ESEMPI RIPIORTATI). ULTERIORI COMPOSIZIONI SONO REALIZZABILI PREVIA CONFERMA DEL NOSTRO UFFICIO TECNICO

STRUTTURA ESTERNA Legno curvato impiallacciato Ebony Macassar, Dark Fiddleback Eucalyptus, Warm Grey Fiddleback Sycamore, Toffee Brown Smoked Larch, Smoked Liquidambar, radica Chestnut o Burr Walnut finitura lucida spazzolata, oppure rivestito in pelle Vermont

STRUTTURA INTERNA Legno laccato nero opaco

TOP Marmo Calacatta oppure Valentine Grey, oppure rivestito in pelle Vermont

ANTE Legno curvato impiallacciato coordinato alla struttura esterna, finitura lucida spazzolata, oppure rivestito in pelle Vermont

CASSETTI Legno ad estrazione totale con frontale in legno curvato impiallacciato coordinato alla struttura esterna, finitura lucida spazzolata, oppure rivestito in pelle Vermont

Interni laccati nero opaco e rivestiti in microfibra

BASE Legno impiallacciato coordinato alla struttura esterna, finitura lucida spazzolata, oppure rivestito in pelle Vermont

N.B. Ogni pietra, essendo un prodotto naturale, è un pezzo unico e quindi può presentare variazioni di colore e struttura

N.B. THE SECTIONAL ELEMENTS ARE NOT AVAILABLE AS SINGLE ELEMENT, BUT ONLY IN A SECTIONAL SIDEBOARD (SEE THE EXAMPLE OF SECTIONAL SIDEBOARD). OTHER SECTIONAL SIDEBOARD ARE AVAILABLE ONLY IF CONFIRMED BY OUR TECHNICAL DEPARTMENT

OUTER FRAME Curved wood veneered Ebony Macassar, Dark Fiddleback Eucalyptus, Warm Grey Fiddleback Sycamore, Toffee Brown Smoked Larch, Smoked Liquidambar, Chestnut or Burr Walnut briar-root, with glossy brushed finishing. Alternative version covered in Vermont leather

INNER FRAME Matt black lacquered wood

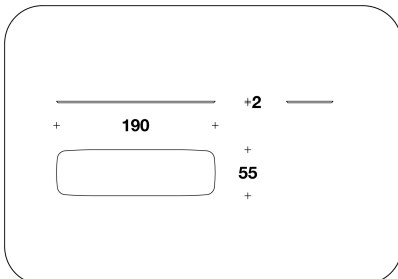

TOP Calacatta or Valentine Grey Marble, or covered in Vermont leather

DOORS Curved wood veneered, coordinated with the outer frame, with glossy brushed finishing, or covered in Vermont leather

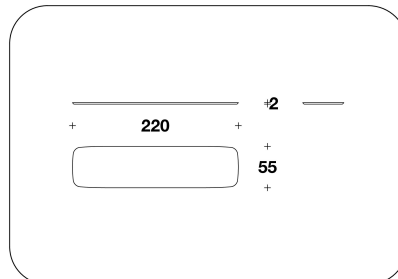
DRAWERS Pull-out veneered wooden drawers, coordinated with the outer frame, with glossy brushed finishing, or covered in Vermont leather. Matt black lacquered inside and microfibre inner cover

BASE Wood veneered, coordinated with the outer frame, with glossy brushed finishing, or covered in Vermont leather

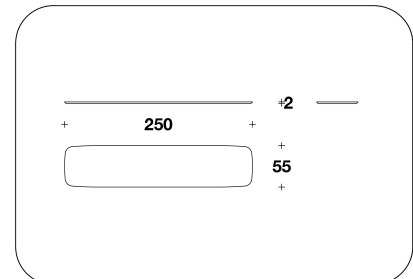
N.B. Each stone, being a natural product, is a one-of-a-kind piece and can therefore exhibit colour and structural differences



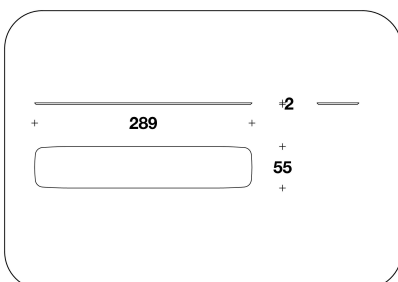
BMB (19TOPE1) - BMB (19TOPP1)
 TOP
 190x55x2H.cm
 74 2/3x21 2/3x13/16H."



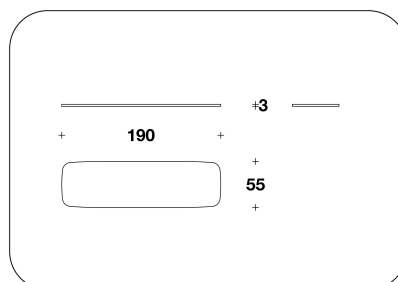
BMB (19TOPE2) - BMB (19TOPP2)
 TOP
 220x55x2H.cm
 86 2/3x21 2/3x13/16H."



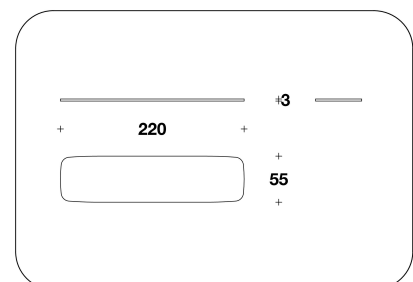
BMB (19TOPE3) - BMB (19TOPP3)
 TOP
 250x55x2H.cm
 98 1/3x21 2/3x13/16H."



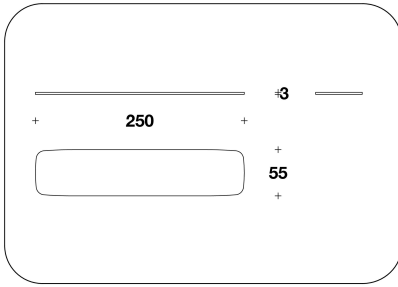
BMB (19TOPE4) - BMB (19TOPP4)
 TOP
 289x55x2H.cm
 113 2/3x21 2/3x13/16H."



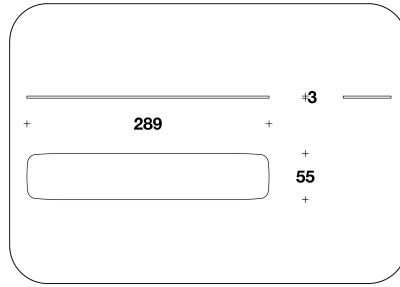
BMB (19BASE1) - BMB (19BASP1)
 BASAMENTO / BASE
 190x55x3H.cm
 74 2/3x21 2/3x1 3/16H."



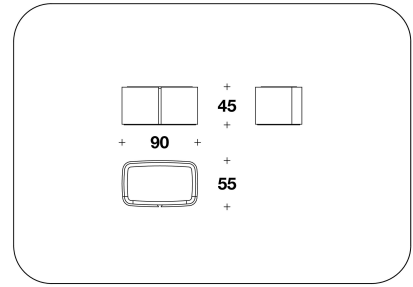
BMB (19BASE2) - BMB (19BASP2)
 BASAMENTO / BASE
 220x55x3H.cm
 86 2/3x21 2/3x1 3/16H."



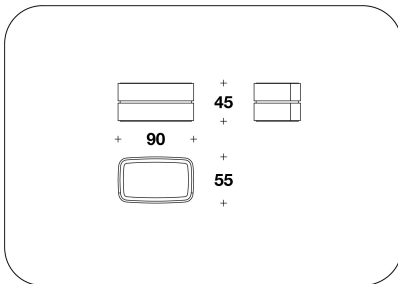
BMB (19BASE3) - BMB (19BASP3)
BASAMENTO / BASE
 250x55x3H.cm
 98 1/3x21 2/3x1 3/16H."



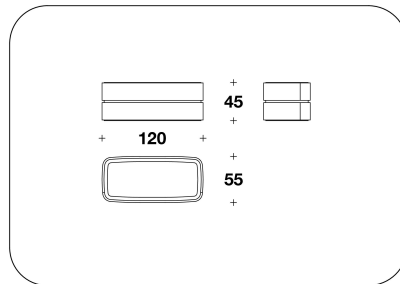
BMB (19BASE4) - BMB (19BASP4)
BASAMENTO / BASE
 289x55x3H.cm
 113 2/3x21 2/3x1 3/16H."



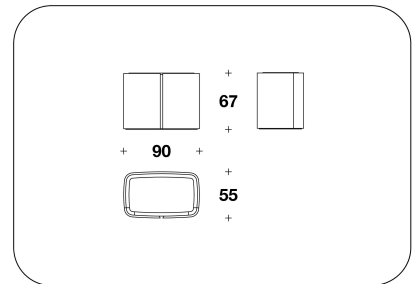
BMB (19M90ABE) - BMB (19M90ABP)
LOW : ELEMENTO CON ANTE /
ELEMENT WITH DOORS
 90x55x45H.cm
 35 1/3x21 2/3x17 3/4H."



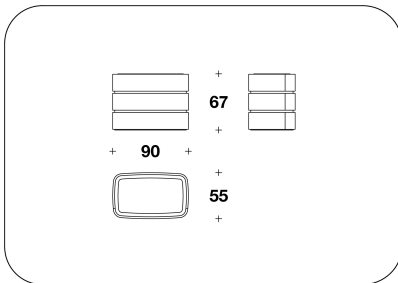
BMB (19M90CBE) - BMB (19M90CBP)
LOW : ELEMENTO CON CASSETTI /
ELEMENT WITH DRAWERS
 90x55x45H.cm
 35 1/3x21 2/3x17 3/4H."



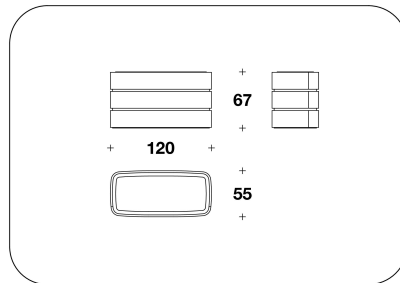
BMB (19M120CBE) - BMB (19M120CBP)
LOW : ELEMENTO CON CASSETTI /
ELEMENT WITH DRAWERS
 120x55x45H.cm
 47 1/3x21 2/3x17 3/4H."



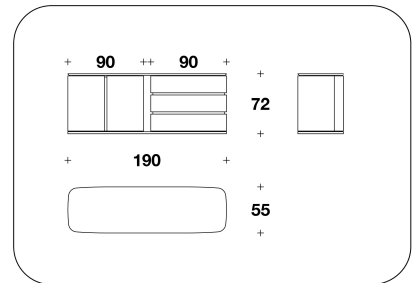
BMB (19M90AAE) - BMB (19M90AAP)
HIGH : ELEMENTO CON ANTE /
ELEMENT WITH DOORS
 90x55x67H.cm
 35 1/3x21 2/3x26 1/3H."



BMB (19M90CAE) - BMB (19M90CAP)
HIGH : ELEMENTO CON CASSETTI /
ELEMENT WITH DRAWERS
 90x55x67H.cm
 35 1/3x21 2/3x26 1/3H."



BMB (19M120CAE) - BMB (19M120CAP)
HIGH : ELEMENTO CON CASSETTI /
ELEMENT WITH DRAWERS
 120x55x67H.cm
 47 1/3x21 2/3x26 1/3H."

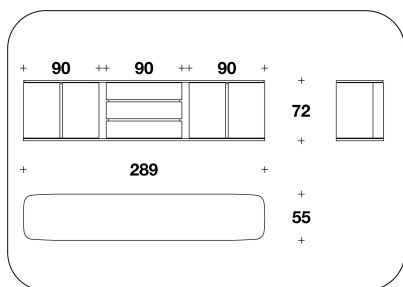


BMB (19TOPE1) + BMB (19M90AAE) +
BMB (19M90CAE) + BMB (19BASE1)
HIGH - EXAMPLE A) : SIDEBOARD
COMPONIBILE / SECTIONAL
SIDEBOARD
 190x55x72H.cm
 74 2/3x21 2/3x28 1/3H."

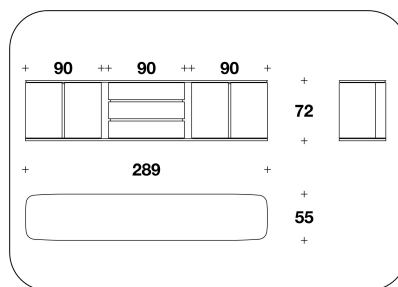
BENTLEY HOME
living / sideboards
HARROW



BENTLEY



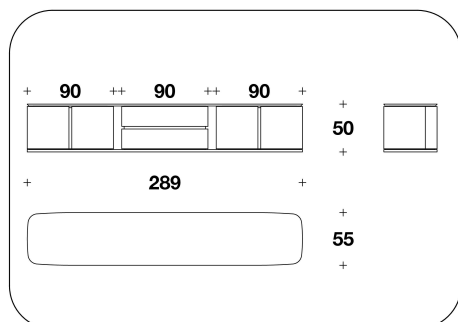
BMB (19TOPE4) + BMB (19M90AAE) +
 BMB (19M90CAE) + BMB (19M90AAE) +
 BMB (19BASE4)
 HIGH - EXAMPLE B) : SIDEBOARD
 COMPONIBILE / SECTIONAL
 SIDEBOARD
 289x55x72H.cm
 113 2/3x21 2/3x28 1/3H."



BMB (19TOPE4) + BMB (19M90AAE) +
 BMB (19M90CAE) + BMB (19M90AAE) +
 BMB (19BASE4)
 HIGH - EXAMPLE C) : SIDEBOARD
 COMPONIBILE / SECTIONAL
 SIDEBOARD
 289x55x72H.cm
 113 2/3x21 2/3x28 1/3H."

Note

EXAMPLE OF LOW SECTIONAL SIDEBOARD



BMB (19TOPE4) + BMB (19M90ABE) +
 BMB (19M90CBE) + BMB (19M120CBE) +
 BMB (19BASE4)