



DESCRIZIONE TECNICA / TECHNICAL DESCRIPTION

STRUTTURA Legno imbottito con Poliuretano e Fiberfill. Fascia perimetrale in legno curvato, rivestita in tessuto o pelle coordinato al rivestimento oppure impiallacciata Warm Grey Fiddleback Sycamore o radica Burr Walnut, con finitura lucida spazzolata

SPECIAL CUSTOMIZATION: Toffee Brown Smoked Larch oppure radica Chestnut, finitura lucida spazzolata (prezzi su richiesta)

SEDUTA Acciaio con cinghie elastiche intrecciate, imbottito con Poliuretano e Fiberfill

CUSCIN. SEDUTA Poliuretano e misto piuma

CUSCIN. SCHIENALE Piumino

RIVESTIMENTO Tessuto o pelle non sfoderabile (escluso pelli stampate) con filetto in tessuto o pelle (escluso pelli stampate e pelle Vermont). Cuscini sfoderabili

PIEDI Legno rivestito in tessuto o pelle non sfoderabile (escluso pelli stampate), consigliabile coordinato al filetto. Dettagli in acciaio finitura canna di fucile

OPTIONAL 1-2 Trapuntatura a rombi su esterno (1) o interno schienale (2)

OPTIONAL 3 Ricamo logo su cuscino schienale

FRAME Wood padded with Polyurethane and Fiberfill. Perimetral band in curved wood, covered with coordinated fabric/leather or veered Wam Grey Fiddleback Sycamore or Burr Walnut briar-root, with glossy brushed finishing

SPECIAL CUSTOMIZATION: Toffee Brown Smoked Larch or Chestnut briar-root, with glossy brushed finishing (prices upon request)

SEAT Steel with interwoven elastic bands, padded with Polyurethane and Fiberfill

SEAT CUSHION Polyurethane and mixed feather

BACK CUSHION Down feather

COVER Not removable fabric or leather cover (printed leather not included) with fabric or leather piping (printed leather and Vermont leather not included). Cushions with removable cover

FEET Wood covered in not removable fabric or leather (printed leather not included), advisable coordinated with the piping. Steel details with gun-metal grey finishing

OPTIONAL 1 -2 Manufacture quilted diamond on external (1) or inner back (2)

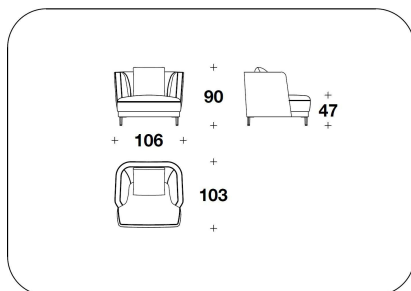
OPTIONAL 3 Logo embroidery on back cushion



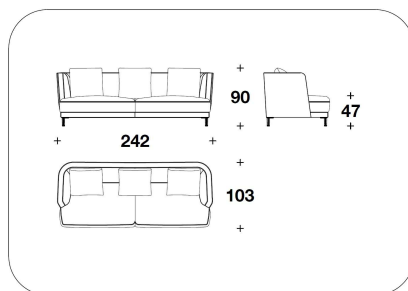
BENTLEY HOME
sofa & armchairs
STAMFORD



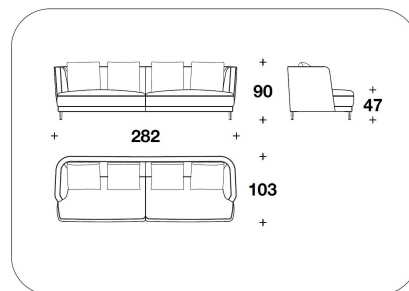
BENTLEY



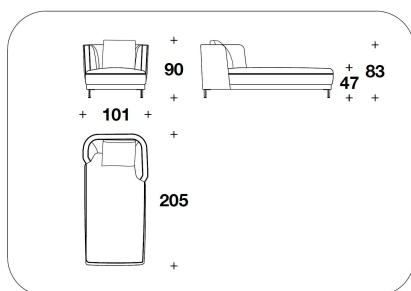
SPI (POL)
POLTRONA / ARMCHAIR
106x103x90H. - H.S.47cm
41 2/3x40 2/3x35 1/3H. - H.S.18 2/4"



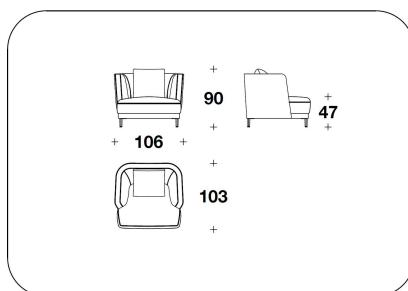
SPI (D3)
DIVANO 3 POSTI / 3 SEATER SOFA
242x103x90H. - H.S.47cm
95 1/3x40 2/3x35 1/3H. - H.S.18 2/4"



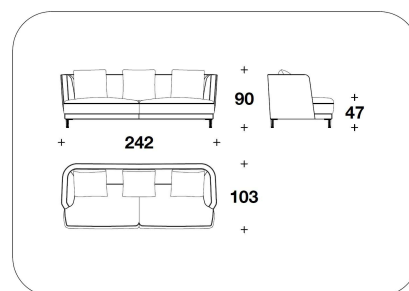
SPI (D4)
DIVANO 4 POSTI / 4 SEATER SOFA
282x103x90H. - H.S.47cm
111x40 2/3x35 1/3H. - H.S.18 2/4"



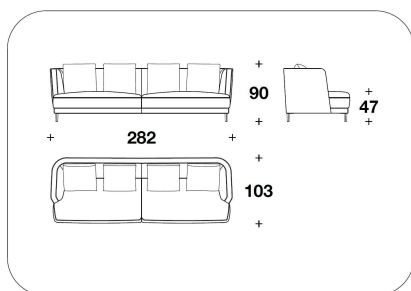
SPI (CLD) - SPI (CLS)
DORMEUSE
101x205x90H. - H.S.47cm
39 2/3x80 2/3x35 1/3H. - H.S.18 2/4"



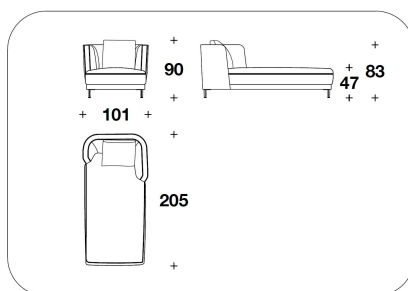
SPI (POLE) - SPI (POLR)
SYCAMORE - BURR WALNUT :
POLTRONA / ARMCHAIR
106x103x90H. - H.S.47cm
41 2/3x40 2/3x35 1/3H. - H.S.18 2/4"



SPI (D3E) - SPI (D3R)
SYCAMORE - BURR WALNUT : DIVANO
3 POSTI / 3 SEATER SOFA
242x103x90H. - H.S.47cm
95 1/3x40 2/3x35 1/3H. - H.S.18 2/4"



SPI (D4E) - SPI (D4R)
SYCAMORE - BURR WALNUT : DIVANO
4 POSTI / 4 SEATER SOFA
282x103x90H. - H.S.47cm
111x40 2/3x35 1/3H. - H.S.18 2/4"



SPI (CLDE) - SPI (CLSE) - SPI (CLDR) -
SPI (CLSR)
SYCAMORE - BURR WALNUT :
DORMEUSE
101x205x90H. - H.S.47cm
39 2/3x80 2/3x35 1/3H. - H.S.18 2/4"

Note