



**DESCRIZIONE TECNICA / TECHNICAL DESCRIPTION**

**STRUTTURA** Legno imbottito con Poliuretano e Fiberfill. Seduta con cinghie elastiche intrecciate

**CUSCINI SEDUTA** Poliuretano, Fiberfill e piumino

**CUSCIN. SCHIENALE** Piumino

**CUSCIN.BRACCIOLI** Piumino

**RIVESTIMENTO** Tessuto o pelle sfoderabile (escluso pelli stampate). Sella decorativa removibile, applicata sul bracciolo

**PIEDI** Legno tinto wengé

**COMPLEMENTI** Mobile con cassetto (KUR01), mobile con bracciolo libreria e bracciolo libreria. Realizzati in legno curvato rivestito in pelle non sfoderabile. Mobili con interno cassetto laccato opaco e rivestito in microfibra; top in vetro extrachiaro inciso a rombi

**OPTIONAL 1** Trapuntatura a rombi su sella bracciolo

**OPTIONAL 2** Trapuntatura a rombi Royale su sella bracciolo

**OPTIONAL 3** Cuscino schienale con ricamo logo

**OPTIONAL 4** Trapuntatura su frontale cassetto

**FRAME** Wood padded with Polyurethane and Fiberfill. Seat with interwoven elastic bands

**SEAT CUSHIONS** Polyurethane, Fiberfill and down feather

**BACK CUSHIONS** Down feather

**ARMREST CUSHION** Down feather

**COVER** Fabric or leather with removable cover (printed leather not included). Armrest with removable decorative saddle

**FEET** Wood wengé stained

**ACCESSORIES** Case with drawer (KUR01), case with armrest-bookshelf and armrest-bookshelf. Made with curved wood covered in not removable leather. Cases with lacquered internal drawer covered in microfibra; extra clear glass top with rhombus engravings

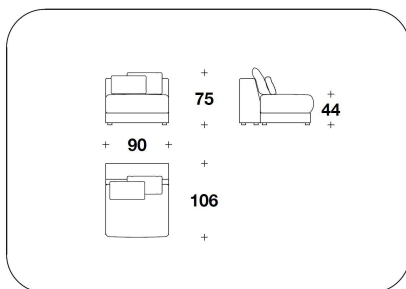
**OPTIONAL 1** Manufacture diamond quilted on armrest saddle

**OPTIONAL 2** Manufacture Royale diamond quilted on armrest saddle

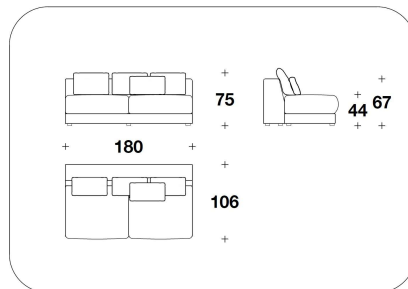
**OPTIONAL 3** Logo embroidery on the back

**OPTIONAL 4** Manufacture diamond quilted on case's frontal drawer

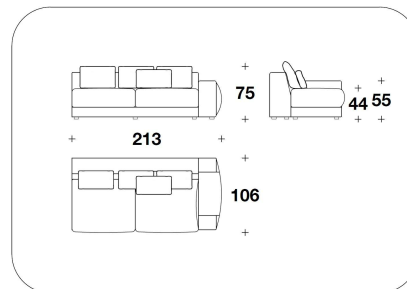




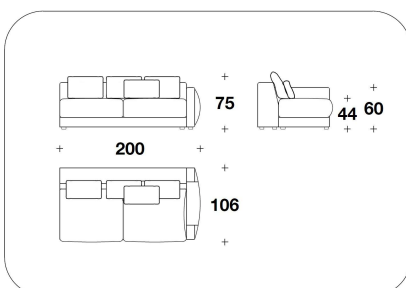
**KUR (E1CN)**  
ELEMENTO CENTRALE / CENTRAL  
ELEMENT  
90x106x75H. – H.S.44cm  
35 1/3x41 2/3x29 2/3H. – H.S.17 1/4"



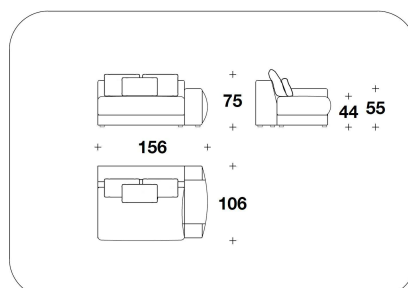
**KUR (E2CN)**  
ELEMENTO CENTRALE 2 POSTI / 2  
SEATER CENTRAL ELEMENT  
180x106x75H. – H.S.44cm  
71x41 2/3x29 2/3H. – H.S.17 1/4"



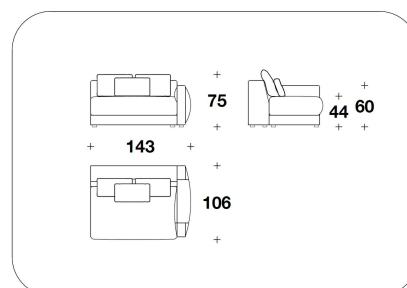
**KUR (E2BD) - KUR (E2BS)**  
ELEMENTO TERMINALE 2 POSTI CON  
BRACCIOLO DX O SX / 2 SEATER END  
ELEMENT WITH RIGHT OR LEFT  
ARMREST  
213x106x75H. – H.S.44cm  
84x41 2/3x29 2/3H. – H.S.17 1/4"



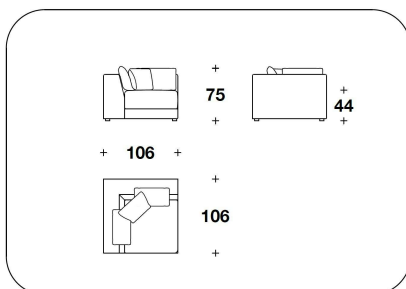
**KUR (E2AD) - KUR (E2AS)**  
HIGH ARMREST : ELEMENTO  
TERMINALE 2 POSTI CON BRACCIOLO  
DX O SX / 2 SEATER END ELEMENT  
WITH RIGHT OR LEFT ARMREST  
200x106x75H. – H.S.44cm  
78 2/3x41 2/3x29 2/3H. – H.S.17 1/4"



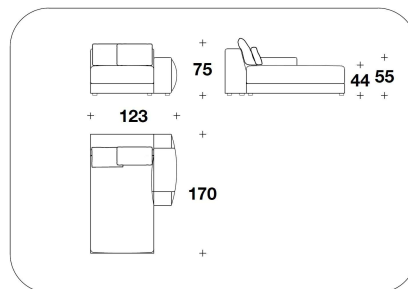
**KUR (E1GBD) - KUR (E1GBS)**  
BIG : ELEMENTO TERMINALE CON  
BRACCIOLO DX O SX / END ELEMENT  
WITH RIGHT OR LEFT ARMREST  
156x106x75H. – H.S.44cm  
61 1/3x41 2/3x29 2/3H. – H.S.17 1/4"



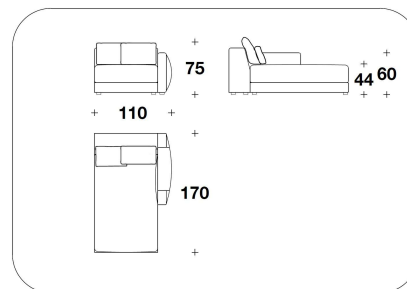
**KUR (E1GAD) - KUR (E1GAS)**  
HIGH ARMREST - BIG : ELEMENTO  
TERMINALE CON BRACCIOLO DX O SX  
/ END ELEMENT WITH RIGHT OR LEFT  
ARMREST  
143x106x75H. – H.S.44cm  
56 1/3x41 2/3x29 2/3H. – H.S.17 1/4"



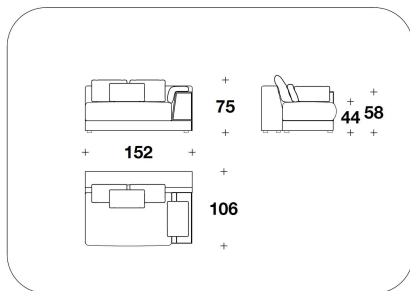
**KUR (ANG)**  
ELEMENTO ANGOLARE / CORNER  
ELEMENT  
106x106x75H. – H.S.44cm  
41 2/3x41 2/3x29 2/3H. – H.S.17 1/4"



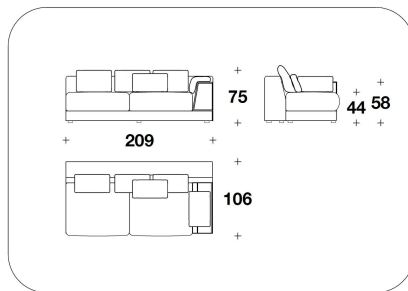
**KUR (CLBD) - KUR (CLBS)**  
CHAISE LONGUE DX O SX / RIGHT OR  
LEFT CHAISE LONGUE  
123x170x75H. – H.S.44cm  
48 1/3x67x29 2/3H. – H.S.17 1/4"



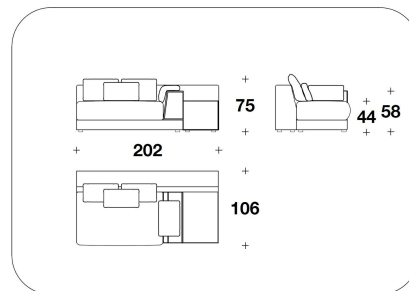
**KUR (CLAD) - KUR (CLAS)**  
HIGH ARMREST : CHAISE LONGUE DX  
O SX / RIGHT OR LEFT CHAISE  
LONGUE  
110x170x75H. – H.S.44cm  
43 1/3x67x29 2/3H. – H.S.17 1/4"



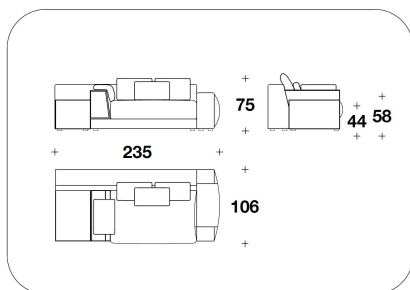
KUR (E1CD/BR) - KUR (E1CS/BR)  
BIG : ELEMENTO TERMINALE CON  
BRACCIOLO-LIBRERIA DX O SX / END  
ELEMENT W/ RIGHT OR LEFT  
ARMREST-BOOKSHELF  
152x106x75H. – H.S.44cm  
60x41 2/3x29 2/3H. – H.S.17 1/4"



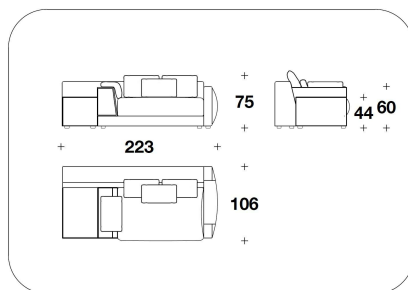
KUR (E2CD/BR) - KUR (E2CS/BR)  
ELEMENTO TERMINALE 2 POSTI CON  
BRACCIOLO-LIBRERIA DX O SX / 2  
SEATER END ELEMENT W/ RIGHT OR  
LEFT ARMREST-BOOKSHELF  
209x106x75H. – H.S.44cm  
82 1/3x41 2/3x29 2/3H. – H.S.17 1/4"



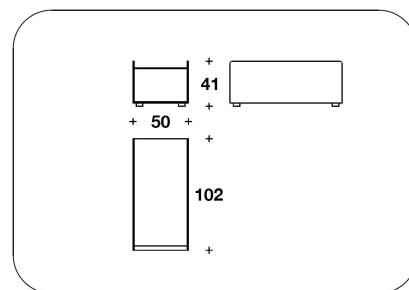
KUR (ECNMD/02) - KUR (ECNMS/02)  
BIG : ELEMENTO CENTRALE CON  
BRACCIOLO LIBRERIA + MOBILE CON  
CASSETTO SX/DX / RIGHT OR LEFT  
CENTRAL ELEMENT W/ARMREST-  
BOOKSHELF + CASE W/ DRAWER  
202x106x75H. – H.S.44cm  
79 2/3x41 2/3x29 2/3H. – H.S.17 1/4"



KUR (EMBD/02) - KUR (EMBS/02)  
BIG : ELEMENTO TERMINALE CON  
BRACCIOLO DX/SX + MOBILE CON  
CASSETTO SX/DX / END ELEMENT  
WITH RIGHT OR LEFT ARMREST +  
LEFT OR RIGHT CASE W/ DRAWER  
235x106x75H. – H.S.44cm  
92 2/3x41 2/3x29 2/3H. – H.S.17 1/4"



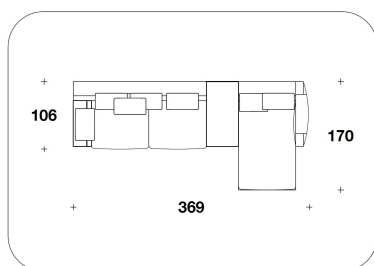
KUR (EMAD/02) - KUR (EMAS/02)  
HIGH ARMREST - BIG : ELEMENTO  
TERMINALE CON BRACCIOLO DX/SX +  
MOBILE CON CASSETTO SX/DX / END  
ELEMENT WITH RIGHT OR LEFT  
ARMREST + LEFT OR RIGHT CASE W/  
DRAWER  
223x106x75H. – H.S.44cm  
87 2/3x41 2/3x29 2/3H. – H.S.17 1/4"



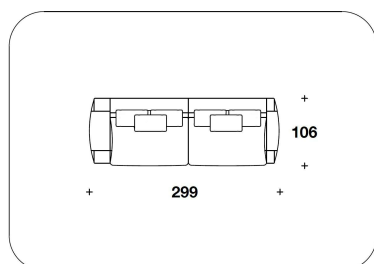
KUR (01)  
MOBILE CON CASSETTO / CASE WITH  
DRAWER  
50x102x41H.cm  
19 3/4x40x16 1/4H."

## Note

EXAMPLES OF SECTIONAL SOFA



KUR (E2CS/BR) + KUR (01) + KUR (CLAD)

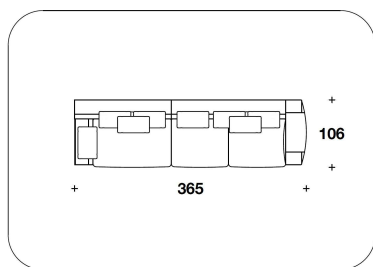


KUR (E1CS/BR) + KUR (E1GBD)

**BENTLEY HOME**  
**sofa & armchairs**  
**STOWE**



**BENTLEY**



KUR (E1CS/BR) + KUR (E2BD)