

**D&G**

**DOLCE & GABBANA**

**CASA**

Available at:

**PALAZZO COLLEZIONI**

[www.palazzocollezioni.com.au](http://www.palazzocollezioni.com.au)







FATTO A MANO  
ARTIGIANATO · ITALIA  
ORGOGGIO · CUORE  
MADE IN ITALY  
AMORE · FAMIGLIA  
INGEGNO · LEONARDO  
MICHELANGELO · CARAVAGGIO  
DEVOZIONE · PASTA  
VINO · MEDITERRANEO  
SICILIA · MILANO  
UNICITÀ · RINASCIMENTO  
VENEZIA · FIRENZE · ROMA

SOLE · MARE  
DOLCE VITA · ALPI  
BRUNELLESCHI · RAFFAELLO  
CREATIVITÀ  
DANTE · GATTOPARDO  
TRADIZIONE · INNOVAZIONE  
SOGNO · GLORIA  
BAROCCO · ORO  
PIZZA · MOZZARELLA  
NAPOLI · CAPRI · PORTOFINO  
DONATELLO · TINTORETTO  
TIEPOLO · PASSIONE

CON DOLCE&GABBANA CASA  
ABBIAMO CREATO UNO STILE DI VITA UNICO.  
BASTA ACCAREZZARE UN TESSUTO O OSSERVARE  
UNO DEI NOSTRI ARREDI PER PERCEPIRNE I VALORI  
FONDANTI: L'ARTIGIANALITÀ, L'AMORE PER IL FATTO  
A MANO, IL RISPETTO DELLA TRADIZIONE E LA  
RICERCA DELL'INNOVAZIONE.  
LA VISTA, IL TATTO, L'UDITO E L'OLFATTO VENGONO  
CONTINUAMENTE STIMOLATI DALLE NOSTRE  
CREAZIONI, CHE ALIMENTANO IL SOGNO DI  
COSTRUIRSI UN HABITAT "SU MISURA" PER LA  
PROPRIA PERSONALITÀ, LE PROPRIE PASSIONI E I  
PROPRI GUSTI.  
LA CASA È INFATTI IL LUOGO CHE MEGLIO  
RISPECCHIA CHI SIAMO, CHE CI PROTEGGE  
DALL'ESTERNO MA ALLO STESSO TEMPO  
CI CONSENTE DI APRIRCI AL MONDO,  
ACCOGLIENDOLO FRA LE MURA DOMESTICHE.  
L'IDEA DEL BELLO E LA CULTURA ITALIANA SONO  
STATE LA NOSTRA COSTANTE FONTE D'ISPIRAZIONE,  
DALLA QUALE ABBIAMO ATTINTO IMMAGINI E  
SUGGERZIONI. TUTTI QUESTI ELEMENTI SONO STATI  
REINTERPRETATI IN UN LIFESTYLE UNICO, ALL'INSEGNA  
DELLA DOLCE VITA E DELLA GIOIA DI VIVERE: LA  
NOSTRA CASA SI TINGE DELLA SPENSIERATEZZA DEL  
BLU MEDITERRANEO, DELL'ALLEGRIA DEL CARRETTO  
SICILIANO, DELLA SENSUALITÀ DEL LEOPARDO E  
DELL'ARMONIOSO CONTRASTO DEI TONI BIANCHI E  
NERI DELLA ZEBRA.  
LA BELLEZZA ITALIANA NON SI LIMITA PER NOI ALLA  
GENIALITÀ DEI GRANDI MAESTRI DEL RINASCIMENTO  
E DEL BAROCCO O ALLE PAROLE IMMORTALI DI  
SOMMI POETI E SCRITTORI, MA SI AMPLIA AI NOSTRI  
PAESAGGI MOZZAFIATO, AI NOSTRI VINI E AI NOSTRI  
PIATTI IMPAREGGIABILI. NEI FARAGLIONI DI CAPRI,  
NEL FOLKLORE ANCORA COSÌ PROFONDAMENTE  
RADICATO DI TANTI NOSTRI PAESI, NELLE SPIAGGE  
DORATE DELLA PENISOLA, ESATTAMENTE COME  
NELLA PIZZA, NELLA PASTA E NEI NUMEROSISSIMI  
DOLCI DELLA NOSTRA CUCINA SI NASCONDE  
UNA POESIA STRAORDINARIA E UN GUSTO PER IL  
BELLO E IL BEN FATTO CHE DA SECOLI CI REGALANO  
EMOZIONI UNICHE.  
QUESTA STESSA SENSAZIONE DI ECCEZIONALITÀ  
L'ABBIAMO PROVATA FIN DAL PRIMO INCONTRO  
CON LE PIÙ RINOMATE MAESTRANZE ITALIANE,  
GRAZIE ALLE QUALI ABBIAMO RISCOPERTO  
LAVORAZIONI ANTICHISSIME, COME LA  
SOFFIATURA DEL VETRO DI MURANO, LA CERAMICA  
SICILIANA INTERAMENTE DIPINTA A MANO, LE  
PAGLIE INTRECCIAE, L'INTARSIO E L'INTAGLIO  
DEL LEGNO, LA TESSITURA DI BROCCATI E VELLUTI  
PREGIATISSIMI SU TELAI STORICI.

WITH DOLCE&GABBANA CASA  
WE CREATED A UNIQUE LIFESTYLE.  
YOU NEED ONLY TO BEHOLD ONE OF OUR  
FURNISHINGS OR CARESS A FABRIC TO IMMEDIATELY  
PERCEIVE ITS FOUNDATIONAL VALUES: IMPECCABLE  
CRAFTSMANSHIP, LOVE FOR 'FATTO A MANO'  
(HANDMADE), RESPECT FOR TRADITION, AND THE  
QUEST FOR INNOVATION.  
THE SENSES OF SIGHT, TOUCH, HEARING, AND  
SMELL ARE CONSTANTLY STIMULATED BY OUR  
CREATIONS, WHICH ALL CONTRIBUTE TO THE  
DREAM OF BUILDING A HABITAT 'TAILORED' TO YOUR  
PERSONALITY, YOUR PASSIONS, AND YOUR TASTES.  
THE HOME IS, AFTER ALL, THE PLACE THAT BEST  
REFLECTS WHO WE ARE, THAT PROTECTS US FROM  
THE OUTSIDE WORLD BUT AT THE SAME TIME  
ALLOWS US TO OPEN UP TO IT, WELCOMING IT  
INTO OUR OWN DOMESTIC WALLS.  
ITALIAN CULTURE AND BEAUTY HAVE ALWAYS BEEN  
OUR SOURCE OF INSPIRATION, FROM WHICH  
WE HAVE DRAWN IMAGES AND EVOCATIONS.  
THESE ELEMENTS HAVE BEEN REINTERPRETED IN A  
UNIQUE LIFESTYLE, CONCEIVED IN THE SPIRIT OF  
THE DOLCE VITA AND THE JOIE DE VIVRE: OUR CASA  
COLLECTION IS TINGED WITH THE CAREFREE BLUE  
OF THE MEDITERRANEAN, THE BRIGHT CHEER OF  
THE SICILIAN CARRETTO, THE SENSUALITY OF THE  
LEOPARDO, AND THE HARMONIOUS CONTRAST OF  
THE BLACK AND WHITE OF THE ZEBRA.  
FOR US, ITALIAN BEAUTY IS NOT LIMITED TO THE  
GENIUS OF THE MASTERS OF THE RENAISSANCE  
AND BAROQUE OR TO THE IMMORTAL WORDS OF  
THE GREAT POETS AND WRITERS, BUT EXTENDS TO  
OUR BREATHTAKING LANDSCAPES, OUR WINES,  
AND OUR INCOMPARABLE CUISINE.  
WHETHER IN THE FARAGLIONI OF CAPRI, IN THE  
FOLKLORE STILL SO DEEPLY ROOTED IN MANY OF  
OUR TOWNS, IN THE GOLDEN BEACHES OF THE  
PENINSULA, OR IN THE PIZZA, THE PASTA, AND THE  
SUNDRY SWEETS THAT DISTINGUISH OUR CULINARY  
TRADITION, THERE DWELLS AN EXTRAORDINARY  
POETRY, A TASTE FOR THE BEAUTIFUL AND THE WELL-  
MADE THAT FOR CENTURIES HAVE REGALED THE  
WORLD WITH UNIQUE EMOTIONS.  
WE EXPERIENCED THIS SAME FEELING OF  
EXCEPTIONALITY FROM OUR VERY FIRST  
ENCOUNTER WITH ITALY'S MOST RENOWNED  
CRAFTSMEN, THANKS TO WHOM WE HAVE  
REDISCOVERED ANCIENT WORKMANSHIP SUCH  
AS MURANO GLASS BLOWING, HAND-PAINTED  
SICILIAN CERAMICS, STRAW WEAVING, WOOD

# DOMENICO DOLCE E STEFANO GABBANA

LA COLLABORAZIONE INTRAPRESA CON  
QUESTI ARTIGIANI HA FATTO SÌ CHE POTESSIMO  
PRESENTARE DOLCE&GABBANA CASA A FINE  
AGOSTO 2021 IN DUE DEI LUOGHI PIÙ EVOCATIVI  
DI VENEZIA: LA SCUOLA GRANDE DELLA  
MISERICORDIA E L'ARSENALE.  
ED È PROPRIO IN QUESTI SPAZI STRAORDINARI  
CHE SIAMO RIUSCITI A VALORIZZARE AL  
MASSIMO L'ARTIGIANATO ITALIANO CHE CI  
CONTRADDISTINGUE IN TUTTO IL MONDO.  
E CON UNO STILE UNICO CONTINUEREMO A  
REGALARE LA BELLEZZA PIÙ PURA E L'AMORE  
ASSOLUTO PER IL FATTO A MANO IN ITALIA.

CARVING AND INTARSIA, AND THE WEAVING  
OF LUSH BROCADES AND PRECIOUS VELVETS ON  
TRADITIONAL LOOMS.  
THE COLLABORATION WITH THESE ARTISANS ENABLED  
US TO PRESENT DOLCE&GABBANA CASA IN LATE  
AUGUST 2021 IN TWO OF THE MOST EVOCATIVE  
SITES IN ALL OF VENICE: THE SCUOLA GRANDE DELLA  
MISERICORDIA AND THE ARSENALE.  
IN THESE EXTRAORDINARY SPACES, WE ENHANCED  
THE FINE CRAFTSMANSHIP FOR WHICH ITALY STANDS  
OUT THROUGHOUT THE WORLD.  
AND WITH THIS UNIQUE STYLE WE WILL CONTINUE TO  
OFFER THE PUREST BEAUTY AND THE ABSOLUTE LOVE  
FOR THE ITALIAN 'FATTO A MANO'.










# FATTO A MANO

DA SEMPRE DOLCE&GABBANA CREDE NEI VALORI FONDAMENTALI DELL'ARTIGIANALITÀ, DELL'AMORE PER IL FATTO A MANO, DEL RISPETTO PER LE TRADIZIONI MA ANCHE DELLA COSTANTE RICERCA DELL'INNOVAZIONE.


QUESTI PRINCIPI TROVANO ORA UNA NUOVA DIMENSIONE, INCARNANDOSI IN UNO LIFESTYLE UNICO, NATO DAL SOGNO DI COSTRUIRE UN HABITAT SU MISURA, CHE RISPECCHIASSE LE PERSONALITÀ, LE PASSIONI E I GUSTI DELLE PERSONE. OGGI QUESTO SOGNO È DIVENTATO UNA REALTÀ, CON DOLCE&GABBANA CASA.

*DOLCE&GABBANA HAS ALWAYS BELIEVED IN THE FOUNDATIONAL VALUES OF CRAFTSMANSHIP, LOVE FOR 'FATTO A MANO', RESPECT FOR TRADITION AND THE QUEST FOR INNOVATION. TODAY, THESE PRINCIPLES FORGE A NEW DIMENSION THAT EMBODIES A UNIQUE LIFESTYLE CREATED BY THE DREAM OF BUILDING A TAILOR-MADE HABITAT TO REFLECT THE PERSONALITIES, PASSIONS AND TASTES OF THOSE WHO INHABIT IT. A DREAM THAT IS NOW A REALITY WITH DOLCE&GABBANA CASA.*

















UN VIAGGIO DI SCOPERTA E DI FESTA CHE, ATTRAVERSO TONI LUMINOSI E VIBRANTI, RACCONTA TRADIZIONI, PAESAGGI, SAPORI E COLORI SENZA EGUALI. CON I SUOI MOTIVI UNICI E INTRICATI, LA COLLEZIONE CARRETTO SICILIANO RIVELA L'ESSENZA DELL'ISOLA. UNA DICHIARAZIONE D'AMORE PER GLI ANTICHI MESTIERI SICILIANI, I CUI RACCONTI EPICI E LA STORIA ANTICA ORA RIVIVONO ALL'INTERNO DELLA CASA.

*A JOURNEY OF DISCOVERY AND CELEBRATION THAT SPEAKS OF TRADITION, ONE-OF-A-KIND LANDSCAPES, FLAVOURS AND COLOURS THROUGH VIBRANT NUANCES. CARRETTO SICILIANO REVEALS THE ESSENCE OF THE ISLAND WITH UNIQUE AND INTRICATE MOTIFS. A DECLARATION OF LOVE FOR THE SICILIAN HERITAGE THAT NARRATES A STORY FROM THE PAST, WHICH NOW COMES TO LIFE, ONCE AGAIN, WITHIN THE HOME.*



































UN CARATTERE FORTE, CHE ANIMA LA CASA  
DI FESTOSITÀ, SPENSIERATEZZA E ALLEGRIA.  
LA COLLEZIONE LEOPARDO È DA SEMPRE  
NEL CUORE DEL DNA DOLCE&GABBANA  
E RIVELA UN ANIMO CLASSICO SENZA  
NASCONDERE LA SUA NATURA GRAFFIANTE.  
UN GIOCO DI CONTRASTI UNICO CHE REGALA  
ASSOLUTA LIBERTÀ DI ESPRESSIONE,  
IN EQUILIBRIO TRA ECCENTRICITÀ  
E RAFFINATEZZA, SENSUALITÀ ED ENERGIA.

*A BOLD CHARACTER THAT ANIMATES  
THE HOME WITH THE MOST FESTIVE TONES  
OF LIGHT-HEARTED JOY. THE LEOPARDO PATTERN  
IS ALWAYS AT THE HEART OF DOLCE&GABBANA,  
AN ICONIC DESIGN THAT REVEALS A TIMELESS  
SPIRIT WITH NO COMPROMISE ON ITS BITING  
SOUL. A PLAY ON UNIQUE CONTRASTS WITH  
ABSOLUTE FREEDOM OF EXPRESSION AND A  
PERFECT BALANCE BETWEEN ECCENTRICITY,  
SENSUALITY AND ENERGY.*







DOLCE & GABBANA





































LA PUREZZA DEL BIANCO SI ACCOSTA ALL'INTENSITÀ DELL'AZZURRO, EVOCANDO UN VIAGGIO SENSORIALE FATTO DI SENSAZIONI E PROFUMI CHE SUONANO COME UN INVITO AD APRIRCI AL MONDO. LA COLLEZIONE BLU MEDITERRANEO SI TUFFA NELL'ANIMA DEL SUD ITALIA E RIEMERGE CON TUTTA LA MAGIA E LA PROFONDA BELLEZZA PER VIVERLA ALL'INTERNO DELLA CASA.

*FROM THE PURITY OF WHITE TO THE INTENSITY OF BLUE, THE BLU MEDITERRANEO COLLECTION TAKES THE MIND ON A EVOCATIVE JOURNEY WHERE SCENTS, SOUNDS AND SENSATIONS ACT AS AN INVITATION TO DISCOVER THE WORLD. THE BLU MEDITERRANEO COLLECTION DIVES INTO THE SOUL OF SOUTHERN ITALY AND RISES WITH MAGIC AND PROFOUND BEAUTY TO LET ITS UNPARALLELED SPIRIT LIVE ON IN THE HOME.*



































L'ICONICO DUALISMO DI DOLCE&GABBANA  
TROVA LA SUA TRASPOSIZIONE PIÙ  
EMBLEMATICA NELLA COLLEZIONE ZEBRA.  
UN CONNUBIO DI BIANCO E DI NERO  
DISPOSTO IN STRIATURE MAI UGUALI TRA LORO  
IN UNA CELEBRAZIONE DELLA DOLCE VITA  
E DELLA GIOIA DI VIVERE CHE IRRADIA LA CASA.

THE ZEBRA COLLECTION SYMBOLICALLY  
ENCAPSULATES THE ICONIC DUALISM  
OF DOLCE&GABBANA. A COMBINATION OF  
BLACK AND WHITE STREAKS ARRANGED  
IN A WAY THAT ARE NEVER THE SAME,  
CONCEIVED IN THE SPIRIT OF THE DOLCE VITA  
AND THE JOIE DE VIVRE TO ENLIVEN  
THE HOME WITH ABSOLUTE UNIQUENESS.





























**DOLCE & GABBANA**  
CASA

TECHNICAL DRAWINGS

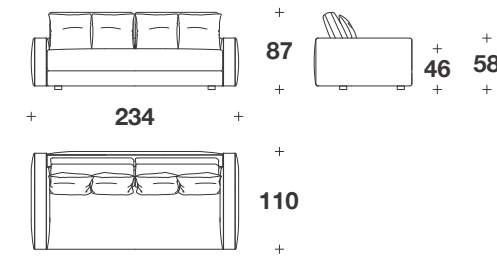


<b>SOFAS</b>	<b>93</b>
<b>ARMCHAIRS AND OTTOMANS</b>	<b>99</b>
<b>TABLES</b>	<b>102</b>
<b>CHAIRS</b>	<b>103</b>
<b>COFFEE AND SIDE TABLES</b>	<b>103</b>
<b>CONSOLES</b>	<b>108</b>
<b>BAR UNITS</b>	<b>108</b>
<b>CABINETS</b>	<b>109</b>
<b>CHEST OF DRAWERS</b>	<b>110</b>
<b>SIDEBOARDS</b>	<b>110</b>
<b>ACCESSORIES</b>	<b>110</b>
<b>LIGHTING</b>	<b>111</b>
<b>RUGS</b>	<b>111</b>
<b>MIRRORS</b>	<b>114</b>
<b>PET ACCESSORIES</b>	<b>114</b>



## ANEMONE 3 AND 4 SEATER SOFA

3 SEATER SOFA:  
EMO (D3)

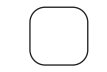


L= 234 (92")  
D= 110 (43 1/3")  
H= 87 (34 1/3")  
HA= 58 (23")  
HS= 46 (18")

AVAILABLE IN:

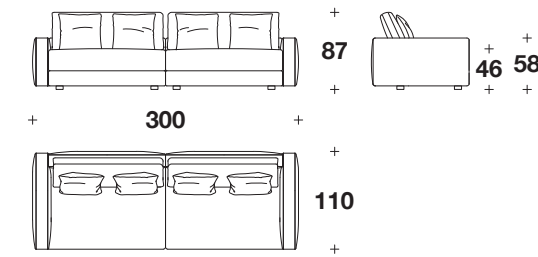


CARRETTO



PLAIN COLOURS

4 SEATER SOFA  
IN 2 ELEMENTS: EMO (D4)



L= 300 (118")  
D= 110 (43 1/3")  
H= 87 (34 1/3")  
HA= 58 (23")  
HS= 46 (18")

AVAILABLE IN:



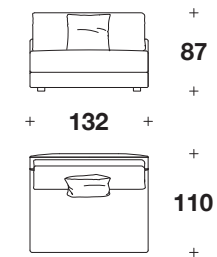
CARRETTO



PLAIN COLOURS

## ANEMONE SECTIONAL SOFA

BIG CENTRAL ELEMENT:  
EMO (EICNG)



L= 132 (52")  
D= 110 (43 1/3")  
H= 87 (34 1/3")  
HS= 46 (18")

AVAILABLE IN:

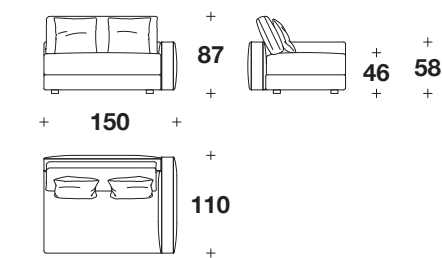


CARRETTO



PLAIN COLOURS

BIG SEAT ELEMENT WITH  
RIGHT OR LEFT ARMREST:  
EMO (EIDG) - EMO (EISG)

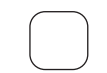


Drawing:  
right element  
L= 150 (59")  
D= 110 (43 1/3")  
H= 87 (34 1/3")  
HA= 58 (23")  
HS= 46 (18")

AVAILABLE IN:

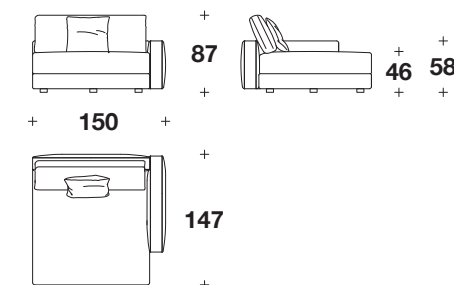


CARRETTO



PLAIN COLOURS

RIGHT OR LEFT CHAISE LONGUE:  
EMO (CLD) - EMO (CLS)

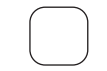


Drawing:  
right element  
L= 150 (59")  
D= 147 (58")  
H= 87 (34 1/3")  
HA= 58 (23")  
HS= 46 (18")

AVAILABLE IN:

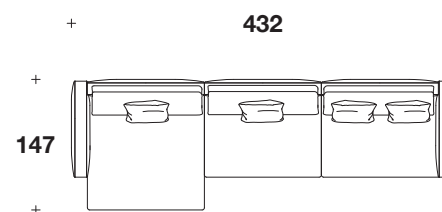


CARRETTO



PLAIN COLOURS

EXAMPLE OF SECTIONAL SOFA:  
EMO (CLS) +  
EMO (EICNG) +  
EMO (EIDG)




L= 432 (170")  
D= 147 (58")  
H= 87 (34 1/3")  
HA= 58 (23")  
HS= 46 (18")

AVAILABLE IN:



CARRETTO

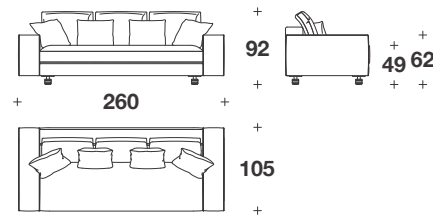


PLAIN COLOURS




## AZALEA 3 AND 4 SEATER SOFA

3 SEATER SOFA:  
AZA (D3)

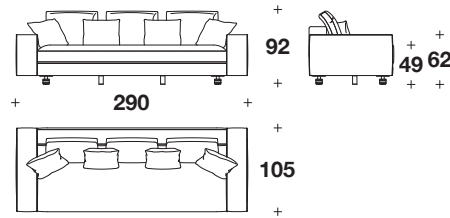


L= 260 (102 1/3")  
D= 92 (36 1/3")  
H= 105 (41 1/3")  
HA= 62 (24 1/3")  
HS= 49 (19 1/4")

AVAILABLE IN:




4 SEATER SOFA:  
AZA (D4)



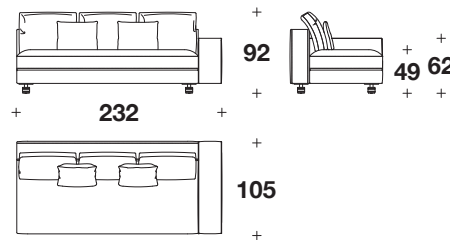
L= 290 (114 1/3")  
D= 92 (36 1/3")  
H= 105 (41 1/3")  
HA= 62 (24 1/3")  
HS= 49 (19 1/4")

AVAILABLE IN:




## AZALEA SECTIONAL SOFA

3 SEATER ELEMENT WITH  
RIGHT OR LEFT ARMREST:  
AZA (E3D) - AZA (E3S)

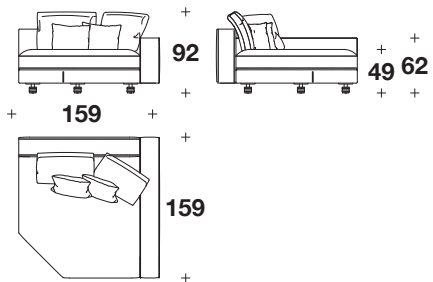


Drawing:  
right element  
L= 232 (91 1/3")  
D= 92 (36 1/3")  
H= 105 (41 1/3")  
HA= 62 (24 1/3")  
HS= 49 (19 1/4")

AVAILABLE IN:




RIGHT OR LEFT CHAISE LONGUE:  
AZA (CLD) - AZA (CLS)

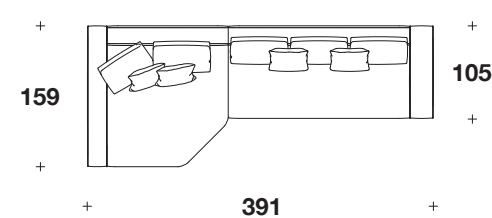


Drawing:  
right element  
L= 159 (62 2/3")  
D= 92 (36 1/3")  
H= 105 (41 1/3")  
HA= 62 (24 1/3")  
HS= 49 (19 1/4")

AVAILABLE IN:




EXAMPLE OF SECTIONAL SOFA:  
AZA (CLS) + AZA (E3D)

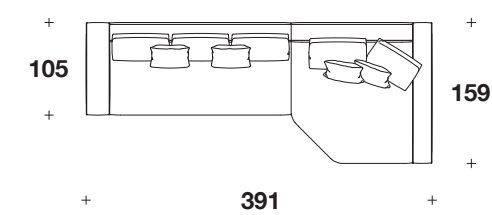


L= 391 (154")  
D= 159 (62 2/3")  
H= 92 (36 1/3")  
HA= 62 (24 1/3")  
HS= 49 (19 1/4")

AVAILABLE IN:




EXAMPLE OF SECTIONAL SOFA:  
AZA (E3S) - AZA (CLD)



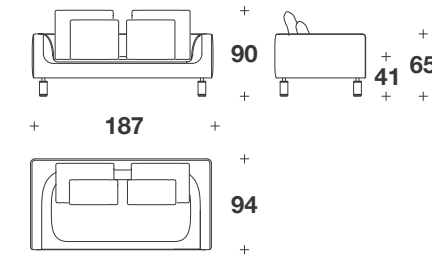
L= 391 (154")  
D= 159 (62 2/3")  
H= 92 (36 1/3")  
HA= 62 (24 1/3")  
HS= 49 (19 1/4")

AVAILABLE IN:




## BUCANEVE 2 SEATER SOFA

2 SEATER SOFA:  
BNV (D2)



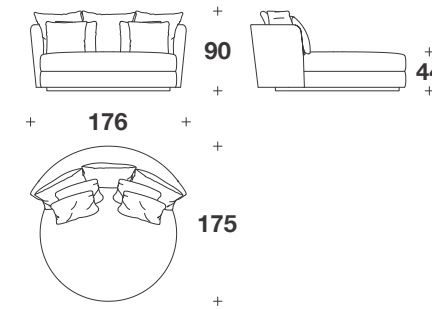
L= 187 (73 2/3")  
D= 94 (37")  
H= 90 (35 1/3")  
HA= 65 (25 2/3")  
HS= 41 (16 1/4")

AVAILABLE IN:



## CALLA SECTIONAL SOFA

CURVED CENTRAL ELEMENT:  
CLL (ECC)

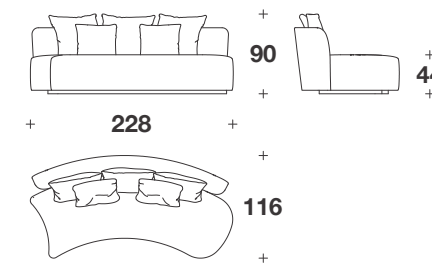


L= 176 (69 1/3")  
D= 175 (69")  
H= 90 (35 1/3")  
HS= 44 (17 1/4")

AVAILABLE IN:



RIGHT OR LEFT  
CURVED ELEMENT:  
CLL (EDX) - CLL (ESX)

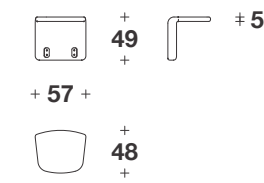


Drawing:  
right element  
L= 228 (89 2/3")  
D= 116 (45 2/3")  
H= 90 (35 1/3")  
HS= 44 (17 1/4")

AVAILABLE IN:



OPTIONAL SMALL TABLE:  
CLL (TAV)

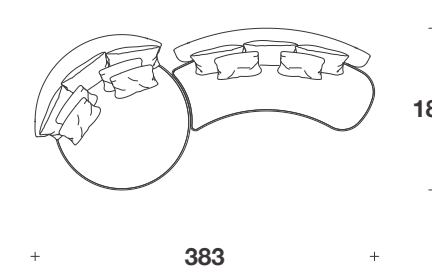


L= 57 (22 1/3")  
D= 48 (19")  
H= 49 (19 1/4")  
THK: 5 (1 15/16")

AVAILABLE IN:

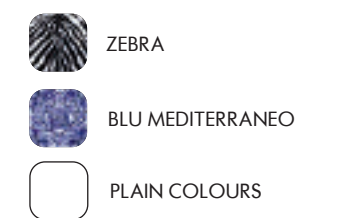


EXAMPLE OF SECTIONAL SOFA:  
CLL (ECC) + CLL (EDX)

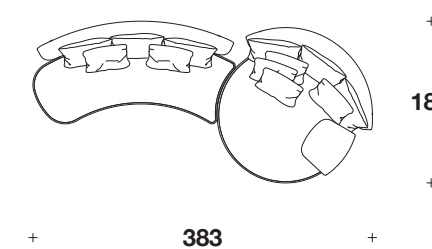


L= 383 (151")  
D= 182 (71 2/3")  
H= 90 (35 1/3")  
HS= 44 (17 1/4")

AVAILABLE IN:

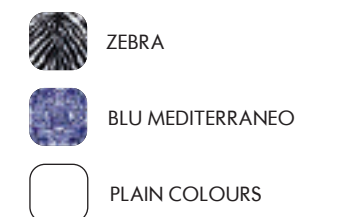


EXAMPLE OF SECTIONAL SOFA:  
CLL (ESX) +  
CLL (ECC) +  
CLL (TAV)



L= 383 (151")  
D= 182 (71 2/3")  
H= 90 (35 1/3")  
HS= 44 (17 1/4")

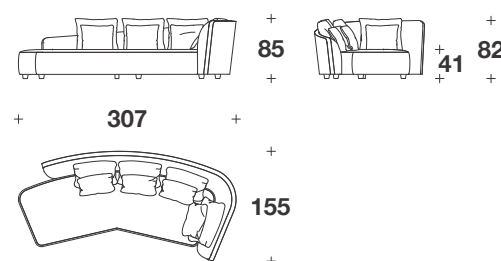
AVAILABLE IN:





## FIORDALISO CURVED SOFA

RIGHT OR LEFT CURVED SOFA:  
KOR (EDC) - KOR (ESC)



Drawing:  
right element  
L= 307 (121")  
D= 155 (61")  
H= 85 (33 1/3")  
HA= 82 (32 1/3")  
HS= 41 (16 1/4")

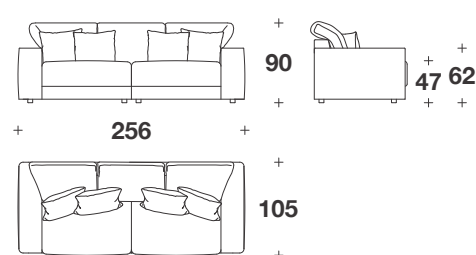
AVAILABLE IN:



PLAIN COLOURS

## FRESIA 3 AND 4 SEATER SOFA

3 SEATER SOFA IN 2 ELEMENTS:  
ESI (D3)



L= 256 (100 2/3")  
D= 105 (41 1/3")  
H= 90 (35 1/3")  
HA= 62 (24 1/3")  
HS= 47 (18 2/4")

AVAILABLE IN:

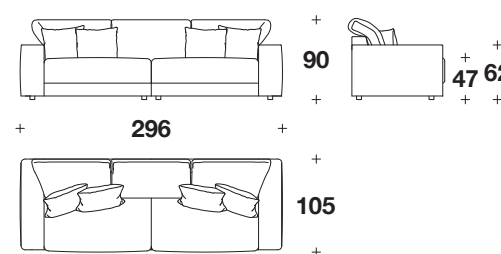


ZEBRA



PLAIN COLOURS

4 SEATER SOFA IN 2 ELEMENTS:  
ESI (D4)



L= 296 (116 2/3")  
D= 105 (41 1/3")  
H= 90 (35 1/3")  
HA= 62 (24 1/3")  
HS= 47 (18 2/4")

AVAILABLE IN:



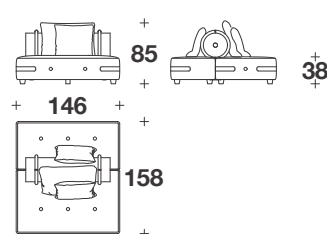
ZEBRA



PLAIN COLOURS

## GARDENIA SECTIONAL SOFA

TWIN SET ELEMENT:  
GRD (ECG)



L= 146 (57 1/3")  
D= 158 (62 1/3")  
H= 85 (33 1/3")  
HS= 38 (15")

AVAILABLE IN:

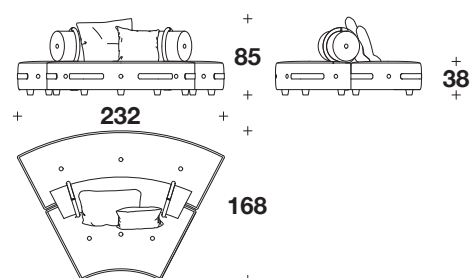


LEOPARDO



PLAIN COLOURS

CURVED ELEMENT:  
GRD (ECC)



L= 232 (91 1/3")  
D= 168 (66")  
H= 85 (33 1/3")  
HS= 38 (15")

AVAILABLE IN:



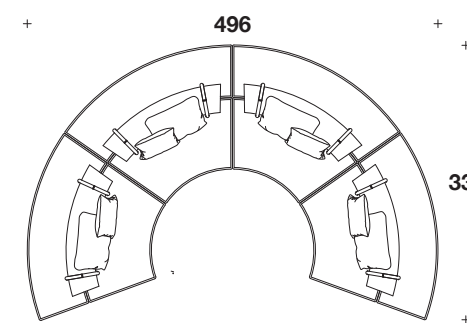
LEOPARDO



PLAIN COLOURS

## GARDENIA ISLAND

ISLAND:  
GRD (IS)



EXAMPLE OF SECTIONAL SOFA:  
GRD (ECC) + GRD (ECC)  
+ GRD (ECC) + GRD (ECC)

L 496 (195 1/2")  
D 331 (130 1/3")  
H= 85 (33 1/3")  
HS= 38 (15")

AVAILABLE IN:



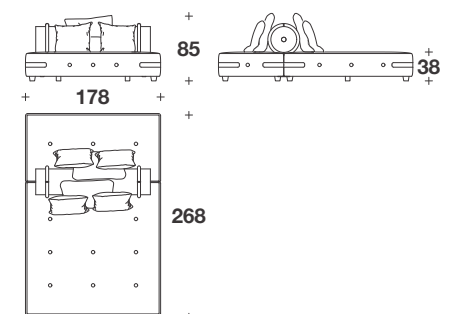
LEOPARDO



PLAIN COLOURS

## GAROFANO CURVED SOFA

RIGHT OR LEFT CURVED SOFA:  
OPO (EDX) - OPO (ESX)



L= 178 (70")  
D= 268 (105 2/3")  
H= 85 (33 1/3")  
HS= 38 (15")

AVAILABLE IN:



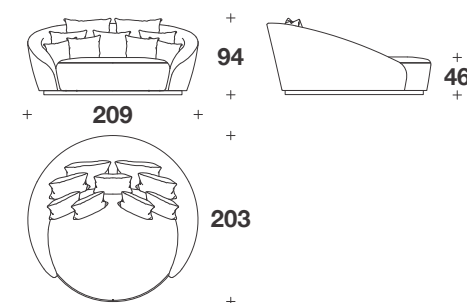
LEOPARDO



PLAIN COLOURS

## GIGLIO BIG LOVESEAT

BIG LOVESEAT:  
GGO (LS)



L= 209 (82 1/3")  
D= 203 (80")  
H= 94 (37")  
HS= 46 (18")

AVAILABLE IN:



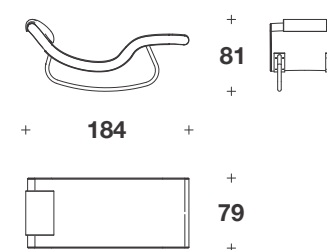
LEOPARDO



PLAIN COLOURS

## MAGNOLIA CHAISE LONGUE

CHAISE LONGUE:  
MOA (CL)



Drawing:  
steel base  
L= 184 (72 1/3")  
D= 79 (31")  
H= 81 (32")

AVAILABLE IN:



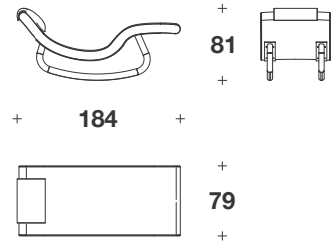
LEOPARDO




PLAIN COLOURS



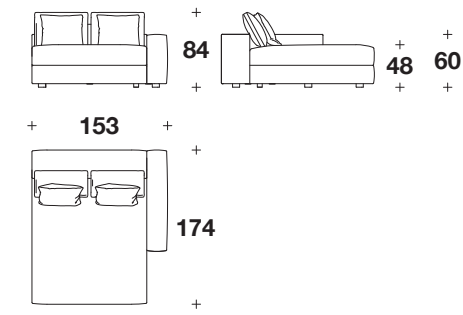
CHAISE LONGUE:  
MOA (CLL)



Drawing:  
wooden base  
L= 184 (72 1/3")  
D= 79 (31")  
H= 81 (32")



RIGHT OR LEFT CHAISE LONGUE:  
ORT (CLD) - ORT (CLS)

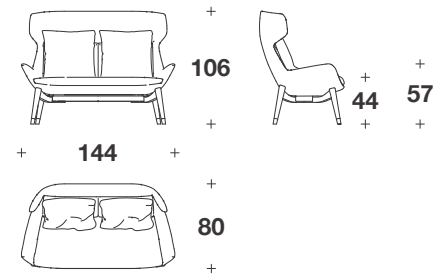


Drawing:  
right element  
L= 153 (60 1/3")  
D= 174 (68 2/3")  
H= 84 (33")  
HA= 60 (23 2/3")  
HS= 48 (19")



## OLEANDRO 2 SEATER SOFA

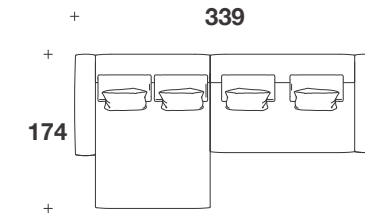
2 SEATER SOFA:  
OLE (D2)



L= 144 (56 2/3")  
D= 80 (31 1/3")  
H= 106 (41 2/3")  
HA= 57 (22 1/3")  
HS= 44 (17 1/4")



EXAMPLE OF SECTIONAL SOFA:  
ORT (CLS) + ORT (E2D)

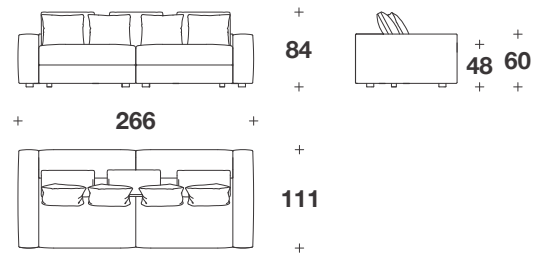


L= 339 (133 1/3")  
D= 174 (68 2/3")  
H= 84 (33")  
HA= 60 (23 2/3")  
HS= 48 (19")

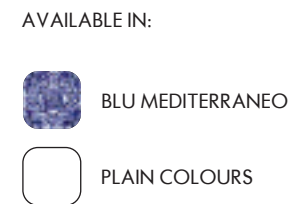


## ORTENSIA 3 AND 4 SEATER SOFA

3 SEATER SOFA IN 2 ELEMENTS:  
ORT (D3)

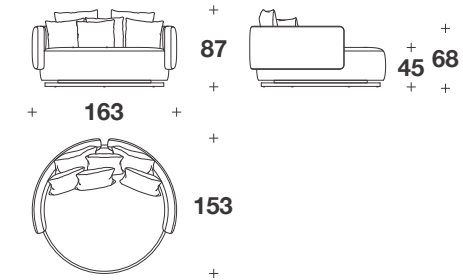


L= 266 (104 2/3")  
D= 111 (43 2/3")  
H= 84 (33")  
HA= 60 (23 2/3")  
HS= 48 (19")



## PLANETARIO GIOVE LOVESEAT

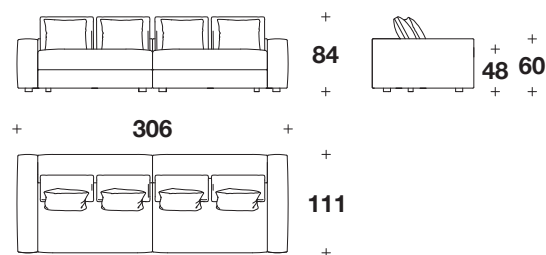
LOVESEAT:  
PNT (LS)



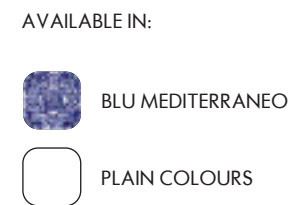
L= 163 (64 1/3")  
D= 153 (60 1/3")  
H= 87 (34 1/3")  
HA= 68 (26 2/3")  
HS= 45 (17 3/4")



4 SEATER SOFA IN 2 ELEMENTS:  
ORT (D4)

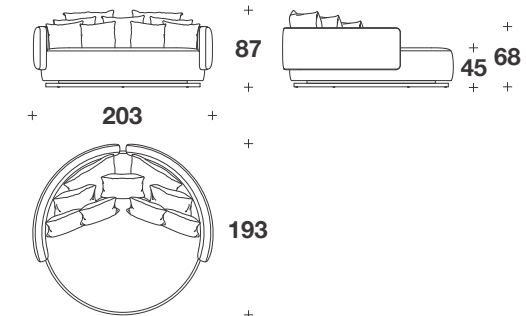


L= 306 (120 1/3")  
D= 111 (43 2/3")  
H= 84 (33")  
HA= 60 (23 2/3")  
HS= 48 (19")



## PLANETARIO GIOVE BIG LOVESEAT

BIG LOVESEAT:  
PNT (D2)

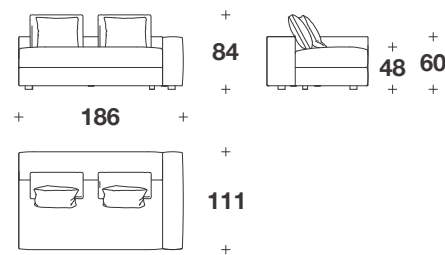


L= 203 (80")  
D= 193 (76")  
H= 87 (34 1/3")  
HA= 68 (26 2/3")  
HS= 45 (17 3/4")

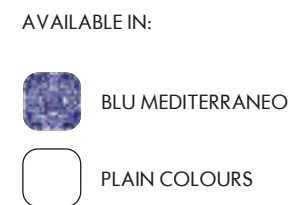


## ORTENSIA SECTIONAL SOFA

2 SEATER ELEMENT WITH  
RIGHT OR LEFT ARMREST:  
ORT (E2D) - ORT (E2S)

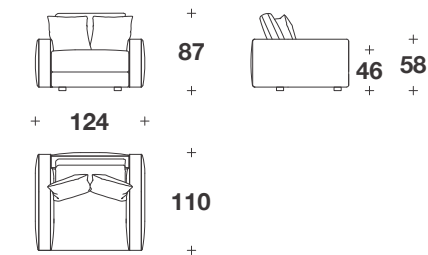


Drawing:  
right element  
L= 186 (73 1/3")  
D= 111 (43 2/3")  
H= 84 (33")  
HA= 60 (23 2/3")  
HS= 48 (19")

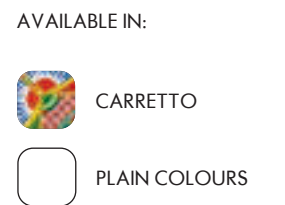


## ANEMONE ARMCHAIR

ARMCHAIR:  
EMO (POL)



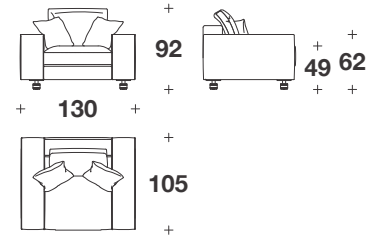
L= 124 (48 2/3")  
D= 110 (43 1/3")  
H= 87 (34 1/3")  
HA= 58 (23")  
HS= 46 (18")





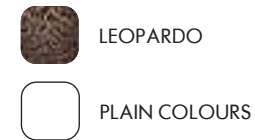
## AZALEA ARMCHAIR

ARMCHAIR:  
AZA (POL)




L= 130 (51 1/3")  
D= 105 (41 1/3")  
H= 92 (36 1/3")  
HA= 62 (24 1/3")  
HS= 49 (19 1/4")

AVAILABLE IN:



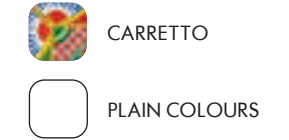
## GIACINTO ARMCHAIR

ARMCHAIR:  
POD (03)



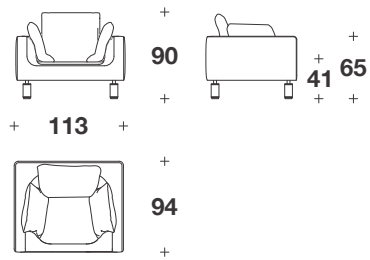
L= 81 (32")  
D= 76 (30")  
H= 90 (35 1/3")  
HA= 62 (24 1/3")  
HS= 43 (17")

AVAILABLE IN:




## BUCANEVE ARMCHAIR

ARMCHAIR:  
BNV (POL)



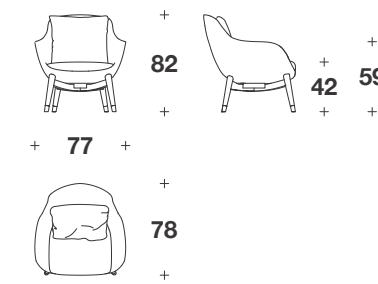
L= 113 (44 1/3")  
D= 94 (37")  
H= 90 (35 1/3")  
HA= 65 (25 2/3")  
HS= 41 (16 1/4")

AVAILABLE IN:



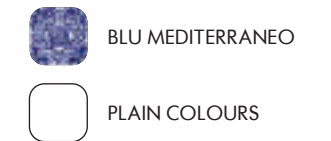
## LAVANDA ARMCHAIR

ARMCHAIR:  
POD (04)



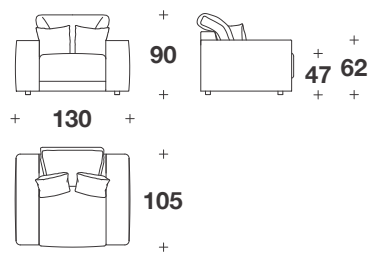
L= 77 (30 1/3")  
D= 78 (30 2/3")  
H= 82 (32 1/3")  
HA= 59 (23 1/3")  
HS= 42 (16 2/4")

AVAILABLE IN:




## FRESIA ARMCHAIR

ARMCHAIR:  
ESI (POL)



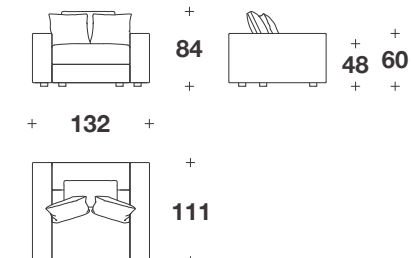
L= 130 (51 1/3")  
D= 105 (41 1/3")  
H= 90 (35 1/3")  
HA= 62 (24 1/3")  
HS= 47 (18 2/4")

AVAILABLE IN:



## ORTENSIA ARMCHAIR

ARMCHAIR:  
ORT (POL)



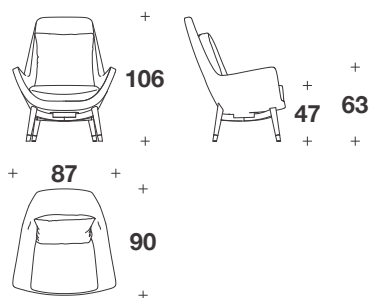
L= 132 (52")  
D= 111 (43 2/3")  
H= 84 (33")  
HA= 60 (23 2/3")  
HS= 48 (19")

AVAILABLE IN:




## GENZIANA ARMCHAIR AND OTTOMAN

ARMCHAIR:  
POD (06)




L= 87 (34 1/3")  
D= 90 (35 1/3")  
H= 106 (41 2/3")  
HA= 63 (24 2/3")  
HS= 47 (18 2/4")

AVAILABLE IN:




## PESCO ARMCHAIR

ARMCHAIR:  
POD (02)

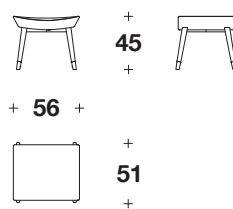


L= 80 (31 1/3")  
D= 80 (31 1/3")  
H= 107 (42")  
HA= 59 (23 1/3")  
HS= 46 (18")

AVAILABLE IN:




OTTOMAN:  
PUD (01)



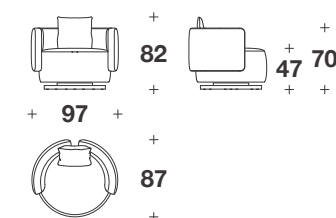
L= 56 (22")  
D= 51 (20")  
H= 45 (17 3/4")

AVAILABLE IN:



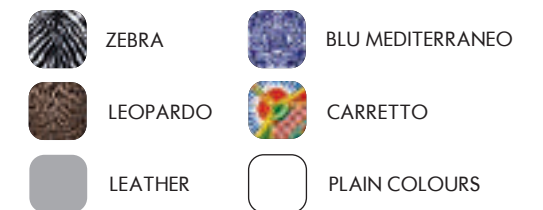
## PLANETARIO MARGHERITA ARMCHAIR

ARMCHAIR:  
PNT (POL)



L= 97 (38 1/3")  
D= 87 (34 1/3")  
H= 82 (32 1/3")  
HA= 70 (27 2/3")  
HS= 47 (18 2/4")

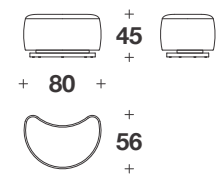
AVAILABLE IN:





## PLANETARIO MERCURIO OTTOMAN

OTTOMAN:  
PNT (POU)



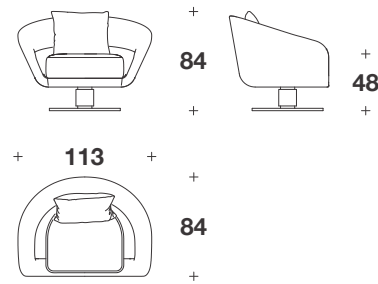
L= 80 (31 1/3")  
D= 56 (22")  
H= 45 (17 3/4")

AVAILABLE IN:



## ROSA ARMCHAIR

ARMCHAIR:  
POD (01)



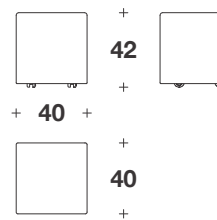
L= 113 (44 1/3")  
D= 84 (33")  
H= 84 (33")  
HS= 48 (19")

AVAILABLE IN:



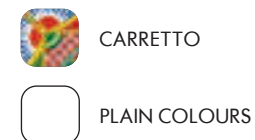
## DIANA OTTOMAN

OTTOMAN:  
PUD (03A)



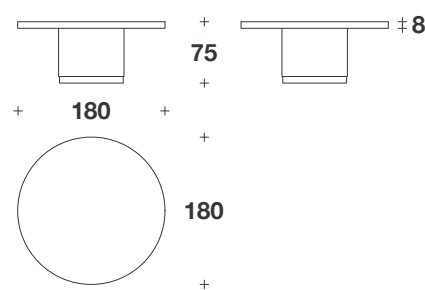
L= 40 (15 3/4")  
D= 40 (15 3/4")  
H= 42 (16 2/4")

AVAILABLE IN:




## APOLLO ROUND TABLE

ROUND TABLE:  
DTV (08)



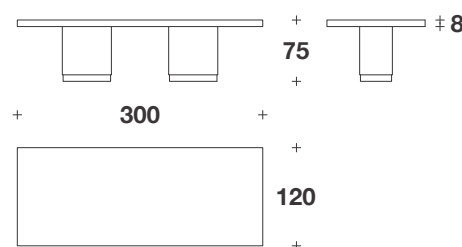
L-D= Ø 180 (Ø 71")  
H= 75 (29 2/3")  
THK= 8 (3 1/4")

AVAILABLE IN:




## APOLLO RECTANGULAR TABLE

RECTANGULAR TABLE:  
DTV (07)



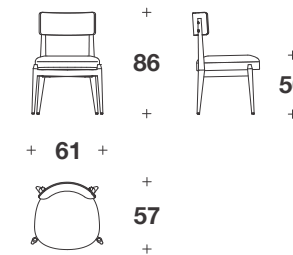
L= 300 (118")  
D= 120 (47 1/3")  
H= 75 (29 2/3")  
THK= 8 (3 1/4")

AVAILABLE IN:



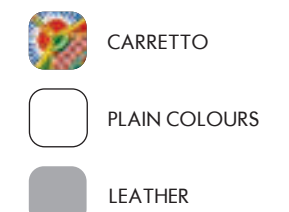
## GLADIOLO CHAIR

LOW CHAIR:  
SDD (06)



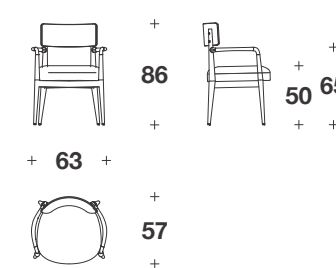
L= 61 (24")  
D= 57 (22 1/3")  
H= 86 (34")  
HS= 50 (19 3/4")

AVAILABLE IN:



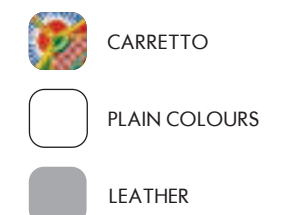
## GLADIOLO CHAIR WITH ARMREST

LOW CHAIR WITH ARMRESTS:  
SDD (06B)



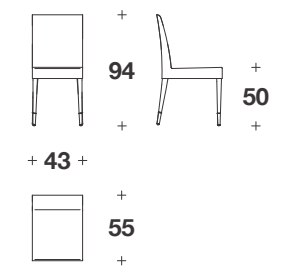
L= 63 (24 2/3")  
D= 57 (22 1/3")  
H= 86 (34")  
HA= 65 (25 2/3")  
HS= 50 (19 3/4")

AVAILABLE IN:



## IRIDE CHAIR

CHAIR:  
SDD (03)



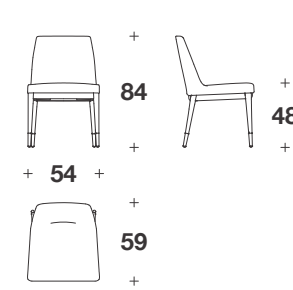
L= 43 (17")  
D= 55 (21 2/3")  
H= 94 (37")  
HS= 50 (19 3/4")

AVAILABLE IN:




## ORCHIDEA CHAIR

CHAIR:  
SDD (04)



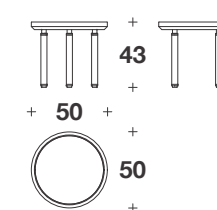
L= 54 (21 1/3")  
D= 59 (23 1/3")  
H= 84 (33")  
HS= 48 (19")

AVAILABLE IN:



## AFRODITE SIDE TABLE

SIDE TABLE:  
CTD (01)



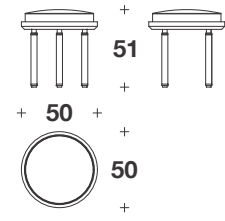
L-D= Ø 50 (Ø 19 3/4")  
H= 43 (17")

AVAILABLE IN:






SIDE TABLE:  
CTD (01) - CTD (CUS01)

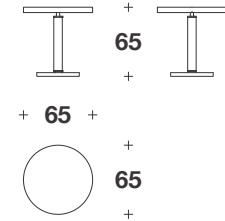


with optional cushion  
L-D= Ø 50 (Ø 19 3/4")  
H= 51 (20")




## ATENA SIDE TABLE

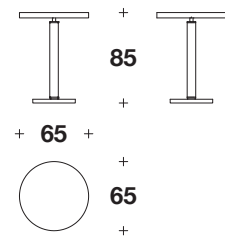
SIDE TABLE:  
CTD (13)




L-D= Ø 65 (Ø 25 2/3")  
H= 65 (25 2/3")



SIDE TABLE:  
CTD (14)

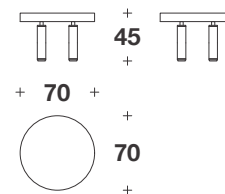


L-D= Ø 65 (Ø 25 2/3")  
H= 85 (33 1/3")




## AURORA COFFEE AND SIDE TABLE

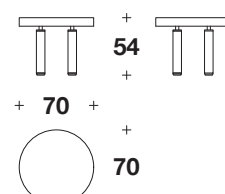
COFFEE TABLE:  
CTD (08)




L-D= Ø 70 (Ø 27 2/3")  
H= 45 (17 3/4")



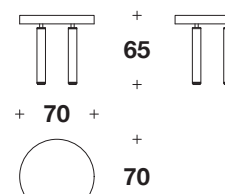
SIDE TABLE:  
CTD (11)




L-D= Ø 70 (Ø 27 2/3")  
H= 54 (21 1/3")



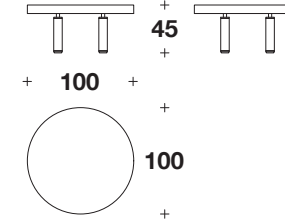
SIDE TABLE:  
CTD (12)




L-D= Ø 70 (Ø 27 2/3")  
H= 65 (25 2/3")



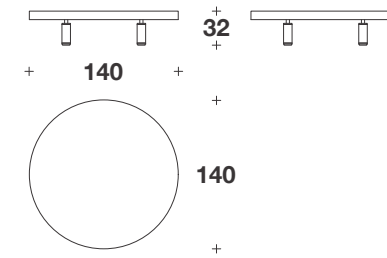
COFFEE TABLE:  
CTD (09)




L-D= Ø 100 (Ø 39 1/3")  
H= 45 (17 3/4")



COFFEE TABLE:  
CTD (10)

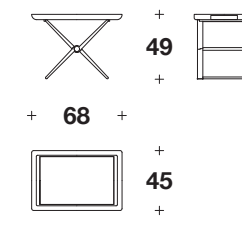


L-D= Ø 140 (Ø 55")  
H= 32 (12 2/4")



## BELLONA SIDE TABLE

SIDE TABLE:  
CTD (22)

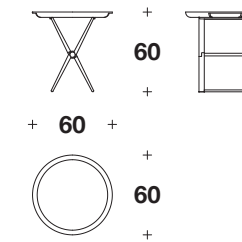


L= 68 (26 2/3")  
D= 45 (17 3/4")  
H= 49 (19 1/4")




## CALLIOPE SIDE TABLE

SIDE TABLE:  
CTD (21)

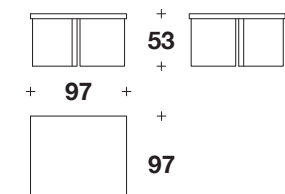


L-D= Ø 60 (Ø 23 2/3")  
H= 60 (23 2/3")

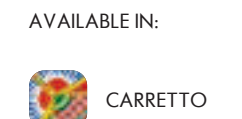


## DIANA COFFEE TABLE AND OTTOMANS SET

COFFEE TABLE:  
DTV (13)

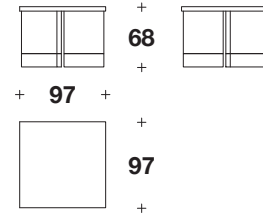


L= 97 (38 1/3")  
D= 97 (38 1/3")  
H= 53 (21")





COFFEE TABLE:  
DTV (13)



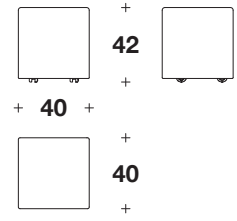
with optional extensions  
L= 97 (38 1/3")  
D= 97 (38 1/3")  
H= 68 (26 2/3")

AVAILABLE IN:



CARRETTO

No. 4 OTTOMANS SET:  
PUD (03)



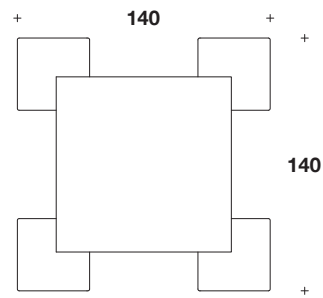
L= 40 (15 3/4")  
D= 40 (15 3/4")  
H= 42 (16 2/4")

AVAILABLE IN:



CARRETTO

EXAMPLE OF COMPOSITION:  
DTV (13) + PUD (03)



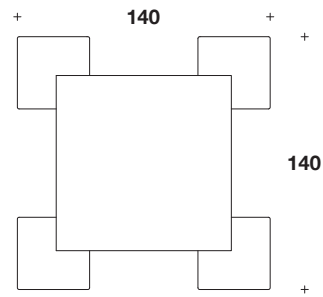
L= 140 (55")  
D= 140 (55")  
H= 53 (21")

AVAILABLE IN:



CARRETTO

EXAMPLE OF COMPOSITION:  
DTV (13) + PUD (03)



with optional extensions  
L= 140 (55")  
D= 140 (55")  
H= 68 (26 2/3")

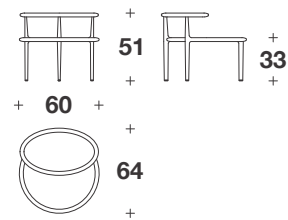
AVAILABLE IN:



CARRETTO

## EVAN SIDE TABLE

SIDE TABLE:  
CTD (15)



L= 60 (23 2/3")  
D= 64 (25 1/3")  
H= 51 (20")

AVAILABLE IN:



ZEBRA



BLU MEDITERRANEO



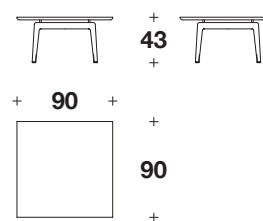
LEOPARDO



CARRETTO

## GIUNONE SQUARE COFFEE TABLE

SQUARE COFFEE TABLE:  
CTD (06)



L= 90 (35 1/3")  
D= 90 (35 1/3")  
H= 43 (17")

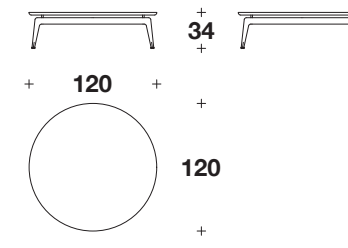
AVAILABLE IN:



CARRETTO

## GIUNONE ROUND COFFEE TABLE

COFFEE TABLE:  
CTD (04)



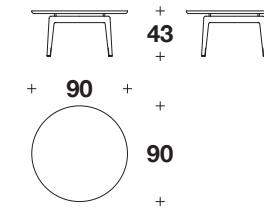
L-D= Ø 120 (Ø 47 1/3")  
H= 34 (13 2/4")

AVAILABLE IN:



CARRETTO

COFFEE TABLE:  
CTD (03)



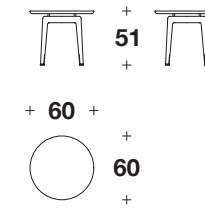
L-D= Ø 90 (Ø 35 1/3")  
H= 43 (17")

AVAILABLE IN:



CARRETTO

COFFEE TABLE:  
CTD (02)



L-D= Ø 60 (Ø 23 2/3")  
H= 51 (20")

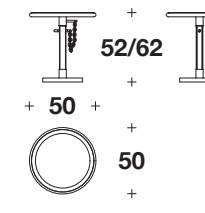
AVAILABLE IN:



CARRETTO

## MARTE SIDE TABLE

SIDE TABLE:  
CTD (18)



L-D= Ø 50 (Ø 19 3/4")  
H= 52-62 (20 1/3-24 1/3")

AVAILABLE IN:

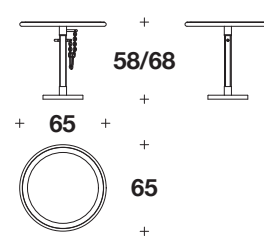


ZEBRA



METAL

SIDE TABLE:  
CTD (17)



L-D= Ø 65 (Ø 25 2/3")  
H= 58-68 (23-26 2/3")

AVAILABLE IN:

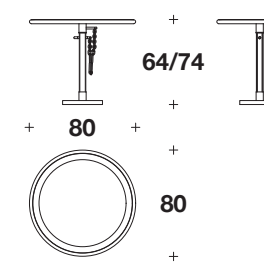


ZEBRA



METAL

SIDE TABLE:  
CTD (24)



L-D= Ø 80 (Ø 31 1/3")  
H= 64-74 (25 1/3-29")

AVAILABLE IN:



ZEBRA

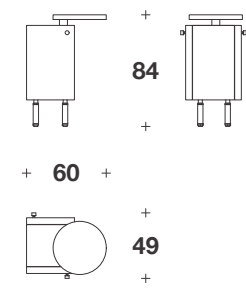


METAL




## TRIVIA SIDE TABLE

SIDE TABLE:  
CTD (23)



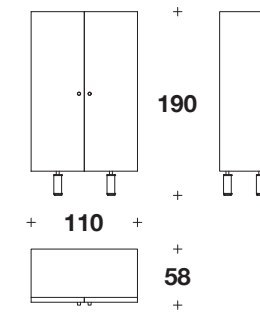
L= 60 (23 2/3")  
D= 49 (19 1/4")  
H= 84 (33")

AVAILABLE IN:



## AIACE TALL CABINET

TALL CABINET:  
MBD (14)



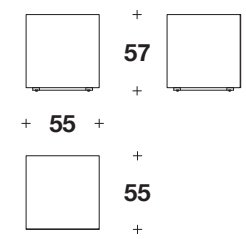
L= 110 (43 1/3")  
D= 58 (23")  
H= 190 (74 2/3")

AVAILABLE IN:




## VENERE SIDE TABLE

SIDE TABLE:  
CTD (16)



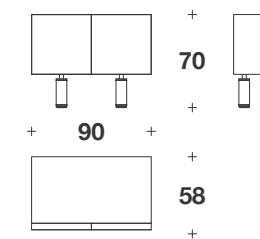
L= 55 (21 2/3")  
D= 55 (21 2/3")  
H= 57 (22 1/3")

AVAILABLE IN:



## ARETE CABINET

CABINET:  
MBD (05)



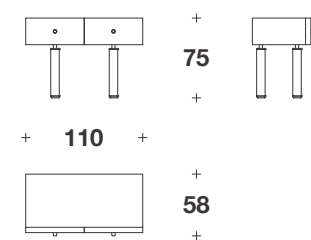
L= 90 (35 1/3")  
D= 58 (23")  
H= 70 (27 2/3")

AVAILABLE IN:




## PENELOPE CONSOLE

CONSOLE:  
MBD (22)



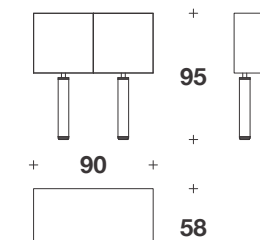
L= 110 (43 1/3")  
D= 58 (23")  
H= 75 (29 2/3")

AVAILABLE IN:



## ARETE BIS CABINET

CABINET:  
MBD (06)



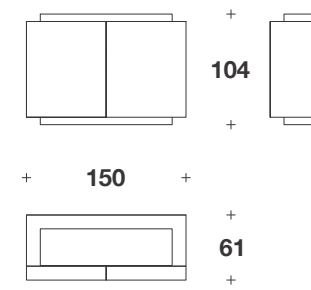
L= 90 (35 1/3")  
D= 58 (23")  
H= 95 (37 1/3")

AVAILABLE IN:




## BACCO BAR UNIT

BAR UNIT:  
MBD (01)



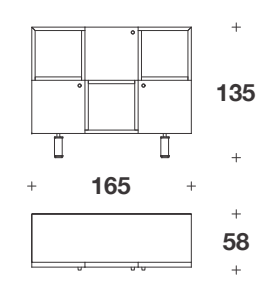
L= 150 (59")  
D= 61 (24")  
H= 104 (41")

AVAILABLE IN:



## ENEA CABINET

CABINET:  
MBD (11)



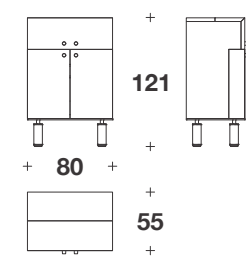
L= 165 (65")  
D= 58 (23")  
H= 135 (53")

AVAILABLE IN:




## DIONISO BAR UNIT

BAR UNIT:  
MBD (04)



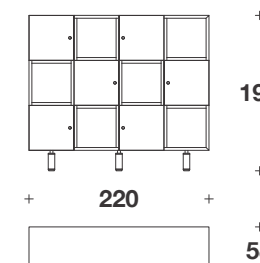
L= 80 (31 1/3")  
D= 55 (21 2/3")  
H= 121 (47 2/3")

AVAILABLE IN:



## ERCOLE CABINET

CABINET:  
MBD (12)



L= 220 (86 2/3")  
D= 58 (23")  
H= 190 (74 2/3")

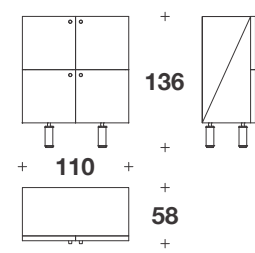
AVAILABLE IN:





## ICARO CABINET

CABINET:  
MBD (10)



L= 110 (43 1/3")  
D= 58 (23")  
H= 136 (53 2/3")

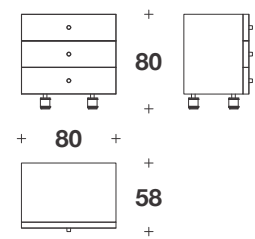
AVAILABLE IN:



CARRETTO

## FEMIO CHEST OF DRAWERS

CHEST OF DRAWERS:  
MBD (18)



L= 80 (31 1/3")  
D= 58 (23")  
H= 80 (31 1/3")

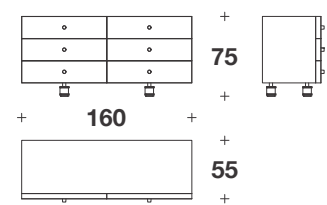
AVAILABLE IN:



ZEBRA BLU MEDITERRANEO  
LEOPARDO CARRETTO


## LAERTE CHEST OF DRAWERS

CHEST OF DRAWERS:  
MBD (19)



L= 160 (63")  
D= 55 (21 2/3")  
H= 75 (29 2/3")

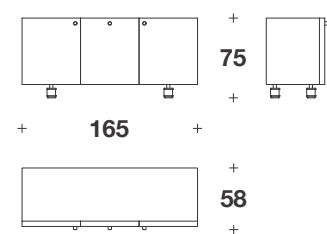
AVAILABLE IN:



ZEBRA BLU MEDITERRANEO  
LEOPARDO CARRETTO

## ORIONE SIDEBOARD

SIDEBOARD:  
MBD (21)



L= 165 (65")  
D= 58 (23")  
H= 75 (29 2/3")

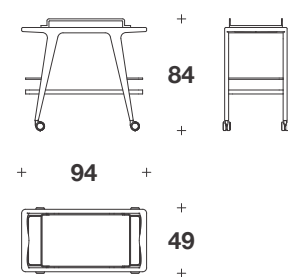
AVAILABLE IN:



BLU MEDITERRANEO


## CARONTE SERVING TROLLEY

SERVING TROLLEY:  
MBD (08)



L= 94 (37")  
D= 49 (19 1/4")  
H= 84 (33")

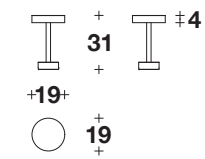
AVAILABLE IN:



ZEBRA BLU MEDITERRANEO  
LEOPARDO CARRETTO


## ISIDE TABLE AND BEDSIDE TABLE LAMP

BEDSIDE TABLE LAMP:  
DMP (01)



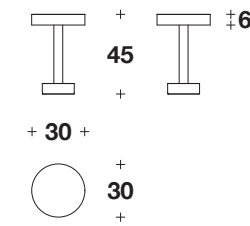
L-D= Ø 19 (Ø 7 2/4")  
H= 31 (12 1/4")

AVAILABLE IN:




ZEBRA BLU MEDITERRANEO  
LEOPARDO CARRETTO  
METAL

TABLE LAMP:  
DMP (02)



L-D= Ø 30 (Ø 11 3/4")  
H= 45 (17 3/4")

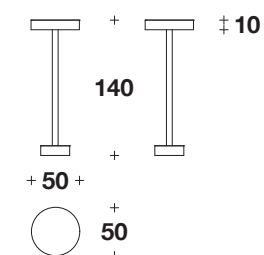
AVAILABLE IN:



ZEBRA BLU MEDITERRANEO  
LEOPARDO CARRETTO


## ISIDE READING AND FLOOR LAMP

READING LAMP:  
DMP (03)



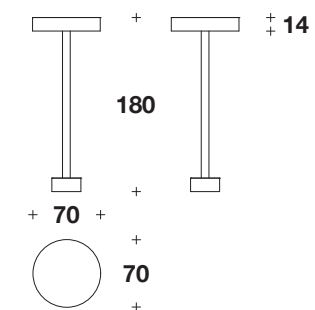
L-D= Ø 50 (Ø 19 3/4")  
H= 140 (55")

AVAILABLE IN:




ZEBRA BLU MEDITERRANEO  
LEOPARDO CARRETTO

FLOOR LAMP:  
DMP (04)



L-D= Ø 70 (Ø 27 2/3")  
H= 180 (71")

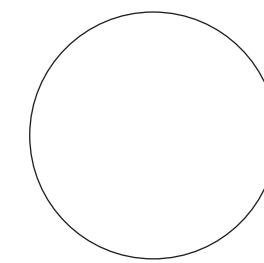
AVAILABLE IN:



ZEBRA BLU MEDITERRANEO  
LEOPARDO CARRETTO

## CARRETTO RUG

CARRETTO ROUND RUG:  
TDG (02)







L-H= Ø 310 (Ø 122")

AVAILABLE IN:









CARRETTO









CARRETTO RUOTA RUG: TDG (15)		L= 400 (157 1/2") H= 300 (118")	AVAILABLE IN:  CARRETTO
CARRETTO DAMIER RUG: TDG (01)		L= 400 (157 1/2") H= 300 (118")	AVAILABLE IN:  CARRETTO
CARRETTO SOLE RUG: TDG (14)		L= 400 (157 1/2") H= 300 (118")	AVAILABLE IN:  CARRETTO







### BLU MEDITERRANEO RUG

MAXI A RUG: TDG (12)		L= 400 (157 1/2") H= 300 (118")	AVAILABLE IN:  BLU MEDITERRANEO
MAXI B RUG: TDG (13)		L= 400 (157 1/2") H= 300 (118")	AVAILABLE IN:  BLU MEDITERRANEO
RUG: TDG (03)		L= 400 (157 1/2") H= 300 (118")	AVAILABLE IN:  BLU MEDITERRANEO

### LEOPARDO RUG

RUG: TDG (04)		L= 400 (157 1/2") H= 300 (118")	AVAILABLE IN:  LEOPARDO
RUG: TDG (05)		L-H= Ø 310 (Ø 122")	AVAILABLE IN:  LEOPARDO
RUG: TDG (11)		L-H= Ø 400 (Ø 157 1/2")	AVAILABLE IN:  LEOPARDO

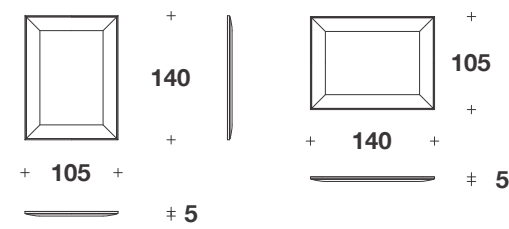
### ZEBRA RUG

RUG: TDG (07)		L= 400 (157 1/2") H= 300 (118")	AVAILABLE IN:  ZEBRA
RUG: TDG (08)		L-H= Ø 310 (Ø 122")	AVAILABLE IN:  ZEBRA
RUG: TDG (10)		L-H= Ø 400 (Ø 157 1/2")	AVAILABLE IN:  ZEBRA




## SOL MIRROR

MIRROR:  
SDG (05)

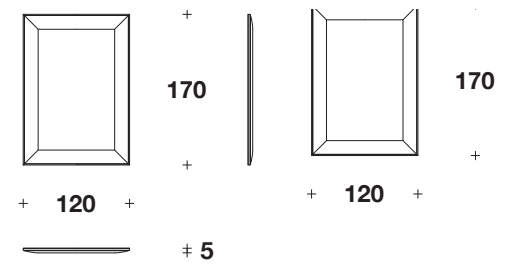


L= 105 (41 1/3")  
D= 5 (1 15/16")  
H= 140 (55")

AVAILABLE IN:




MIRROR:  
SDG (04)

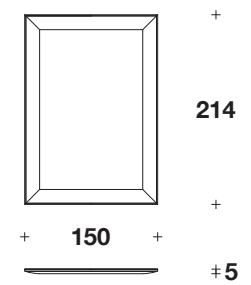


L= 120 (47 1/3")  
D= 5 (1 15/16")  
H= 170 (67")

AVAILABLE IN:




MIRROR:  
SDG (03)

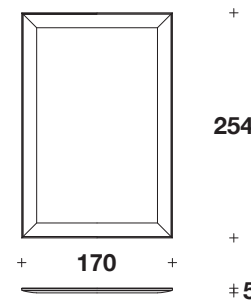


L= 150 (59")  
D= 5 (1 15/16")  
H= 214 (84 1/3")

AVAILABLE IN:




MIRROR:  
SDG (02)



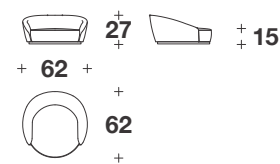
L= 170 (67")  
D= 5 (1 15/16")  
H= 254 (100")

AVAILABLE IN:




## GIGLIO DOG BED AND OTTOMAN DOG-BED

DOG BED:  
GGO (CUC)

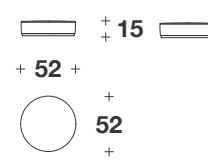


L-D= Ø 62 (Ø 24 1/3")  
H= 27 (10 3/4")

AVAILABLE IN:

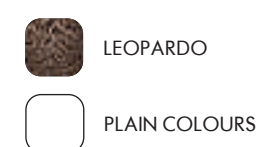


OTTOMAN-DOG BED:  
GGO (POU01)



L-D= Ø 52 (Ø 20 1/3")  
H= 15 (6")

AVAILABLE IN:



Images and colours of the products printed in this catalogue are purely for information. The products shown in the pictures do not have only one standard cover. Depending on the model, products can be covered both in fabric and/or leather as from the official DOLCE&GABBANA CASA collection set of samples and price-list in force during the printing of the catalogue. Drawings show the standard version of the product. All the dimensions included in technical descriptions are in cm (inch.), approximate and subject to possible changes (tolerance of +/- 2%).  
Due to natural variations of the colorant dyes during the bathing and drying process of the leathers, some slight differences in shade may occur on the final product. Any eventual difference in colour that can be noticed between different panels that are joined together to create the same product, must be considered acceptable. As a result of technical/production updates, the company reserves the right to change the product information shown on this catalogue anytime and without advance notice.